

Name : _____

Plotting Points

Positive: S4

A) Plot each point on the coordinate grid.

1) L(2, 10)

2) R(9, 5)

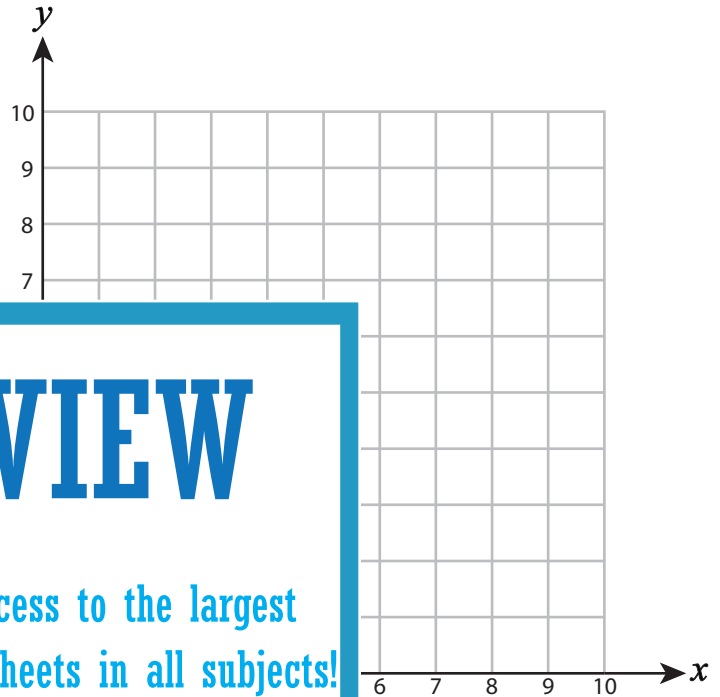
3) H(7, 9)

4) P(6, 3)

5) A(1, 3)

7) T(5, 8)

9) V(8, 2)



PREVIEW

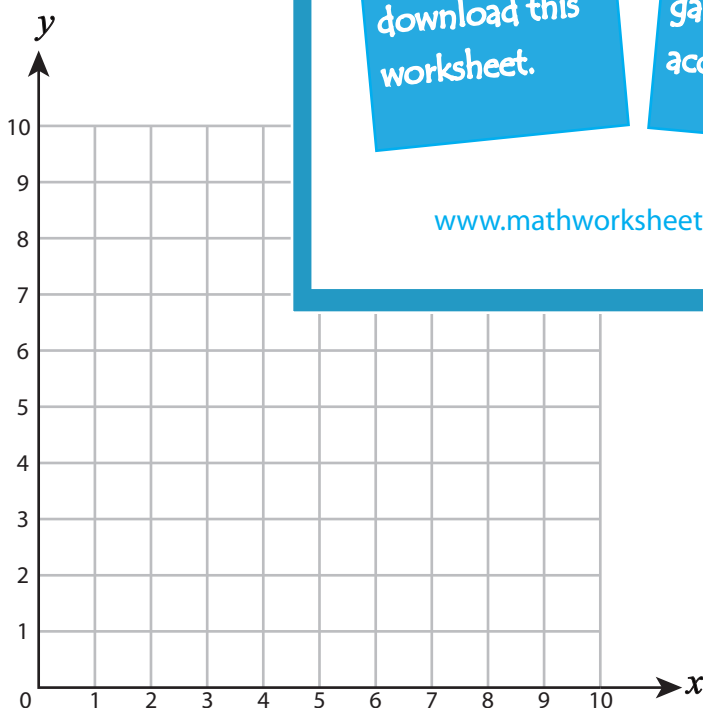
Gain complete access to the largest collection of worksheets in all subjects!

Members, please log in to download this worksheet.

Not a member? Please sign up to gain complete access.

www.mathworksheets4kids.com

B) Draw each shape on the



Draw ○ at (4, 6)

Draw ☆ at (9, 5)

13) Draw □ at (6, 9)

14) Draw △ at (2, 3)

15) Draw □ at (7, 2)

Name : _____

Answer Key

Plotting Points

Positive: S4

A) Plot each point on the coordinate grid.

1) L (2, 10)

2) R (9, 5)

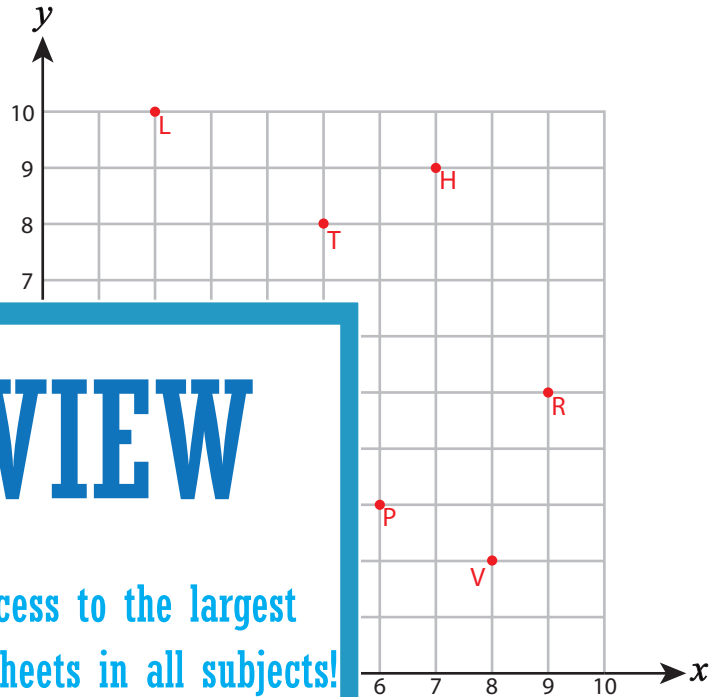
3) H (7, 9)

4) P (6, 3)

5) A (1, 3)

7) T (5, 8)

9) V (8, 2)



PREVIEW

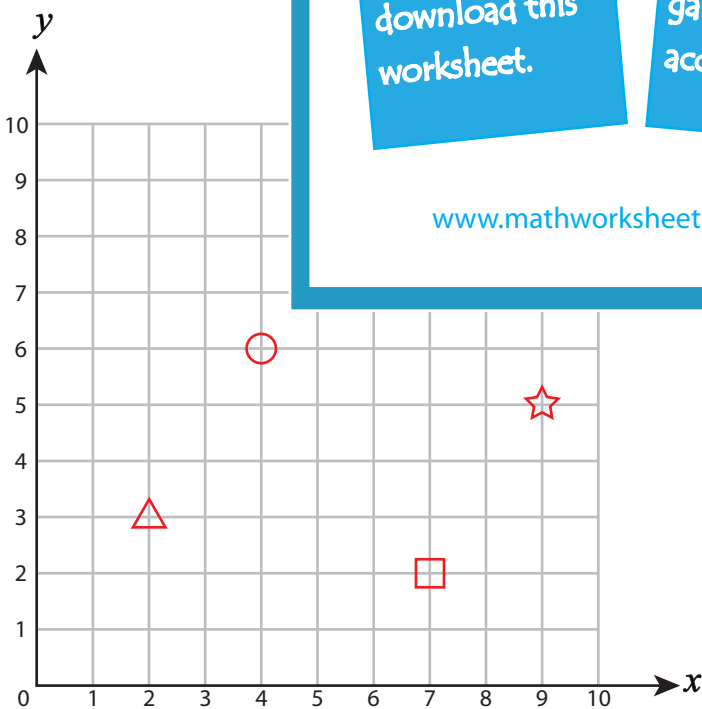
Gain complete access to the largest collection of worksheets in all subjects!

Members, please log in to download this worksheet.

Not a member? Please sign up to gain complete access.

www.mathworksheets4kids.com

B) Draw each shape on the



Draw ○ at (4, 6)

Draw ☆ at (9, 5)

13) Draw □ at (6, 9)

14) Draw △ at (2, 3)

15) Draw □ at (7, 2)