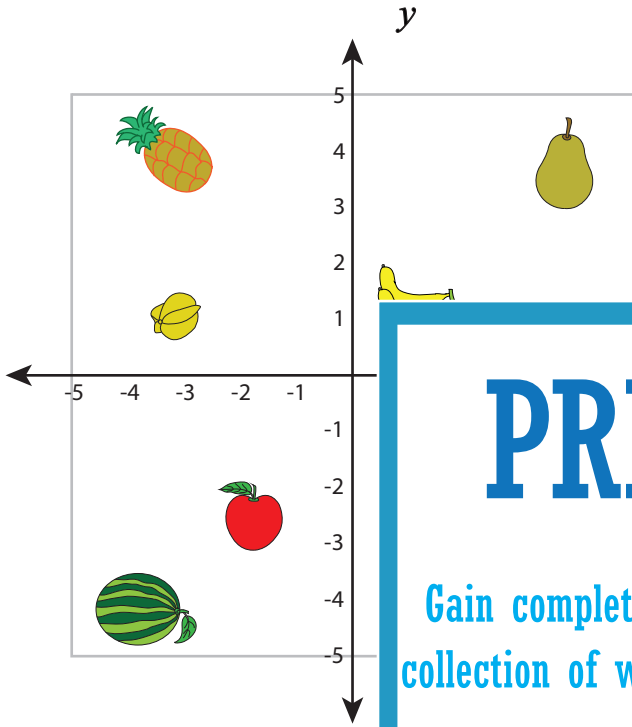


Identifying Quadrant

A) Write at which quadrant each fruit is.



PREVIEW

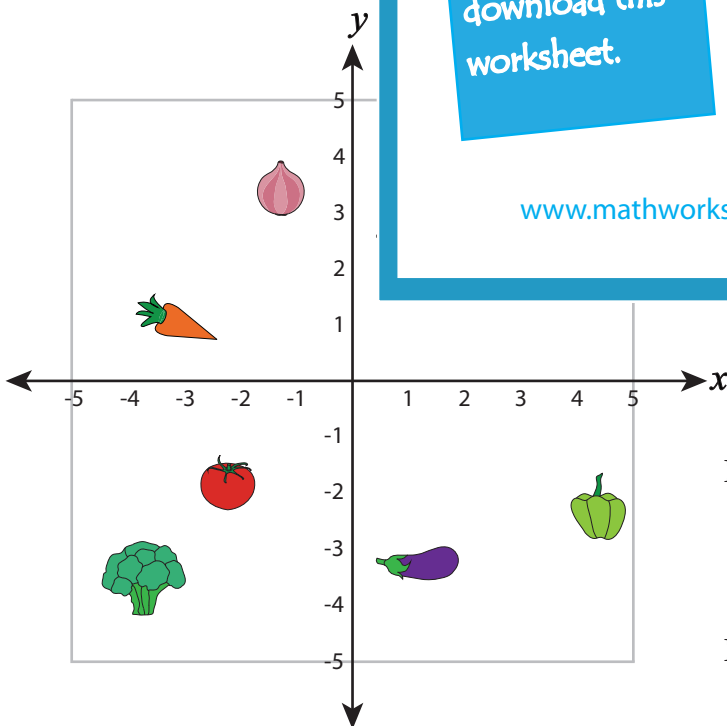
Gain complete access to the largest collection of worksheets in all subjects!

Members, please log in to download this worksheet.

Not a member? Please sign up to gain complete access.

www.mathworksheets4kids.com

B) Write which vegetable is a



III - quadrant : _____ / _____

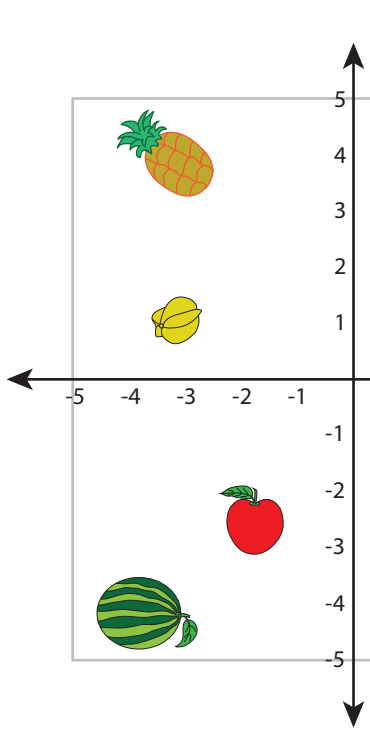
IV - quadrant : _____ / _____

Name : _____

Answer Key

Identifying Quadrant

A) Write at which quadrant each fruit is.



PREVIEW

Gain complete access to the largest collection of worksheets in all subjects!

Members, please log in to download this worksheet.

Not a member? Please sign up to gain complete access.

www.mathworksheets4kids.com



II - quadrant



IV - quadrant



III - quadrant

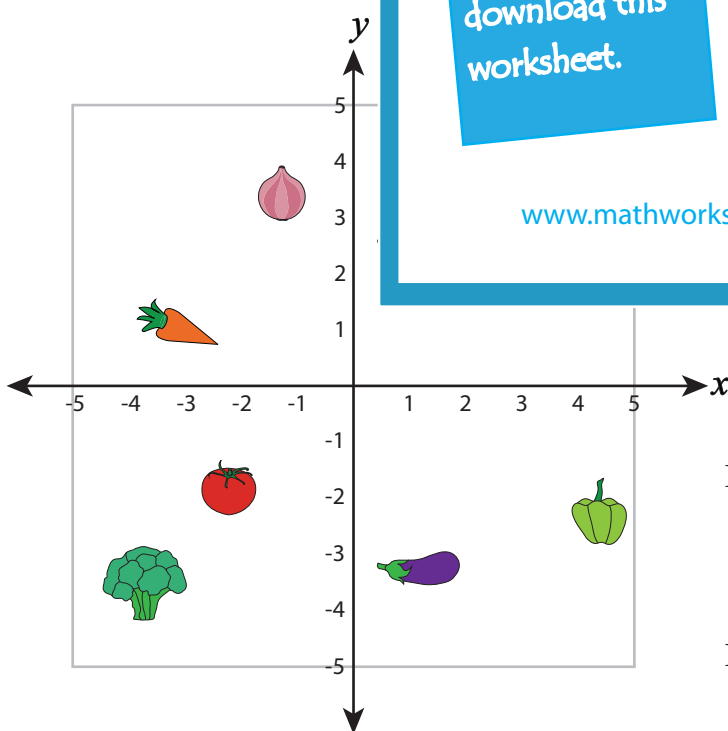


I - quadrant



III - quadrant

B) Write which vegetable is at



Radish



Carrot

III - quadrant : **Tomato** , **Broccoli**

IV - quadrant : **Pepper** , **Eggplant**