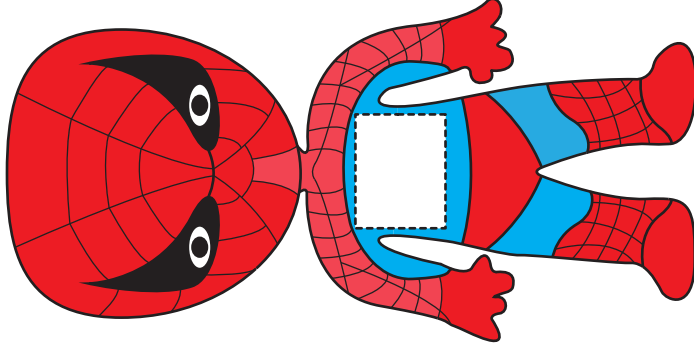
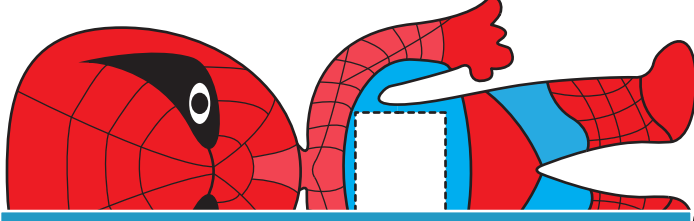
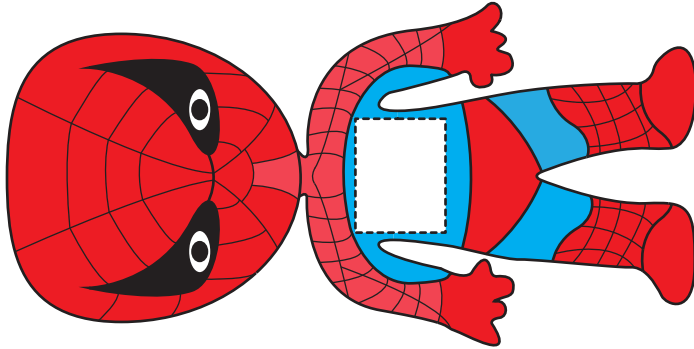


Name : \_\_\_\_\_

Decreasing-up to 20: S2

# Cut & Paste Activity

Cut out the numbers from the bottom and glue them on the Spiderboy graphics from greatest to least.



**PREVIEW**

Gain complete access to the largest collection of worksheets in all subjects!

Members, please log in to download this worksheet.

Not a member? Please sign up to gain complete access.

[www.mathworksheets4kids.com](http://www.mathworksheets4kids.com)



15 18 8 11 4

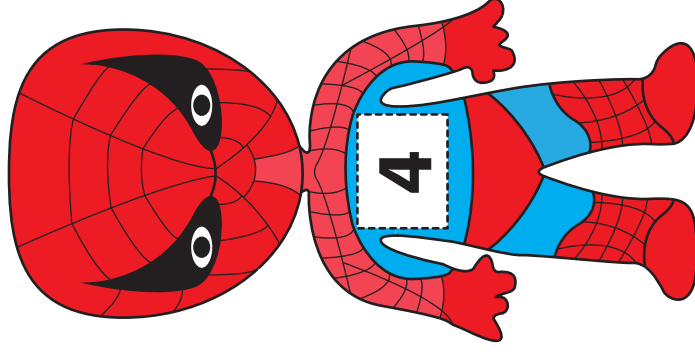
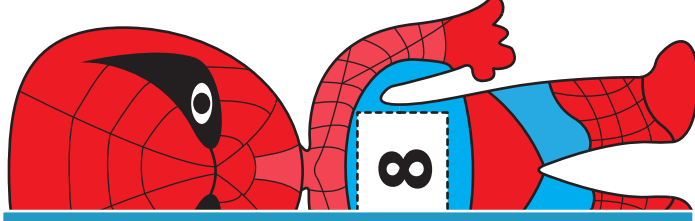

Name : \_\_\_\_\_

**Answer Key**

# Cut & Paste Activity

Decreasing-up to 20: S2

Cut out the numbers from the bottom and glue them on the Spiderboy graphics from greatest to least.



## PREVIEW

Gain complete access to the largest collection of worksheets in all subjects!

Members, please log in to download this worksheet.

Not a member? Please sign up to gain complete access.

[www.mathworksheets4kids.com](http://www.mathworksheets4kids.com)