


Name : _____

Ordering Numbers

Up to 20: S3

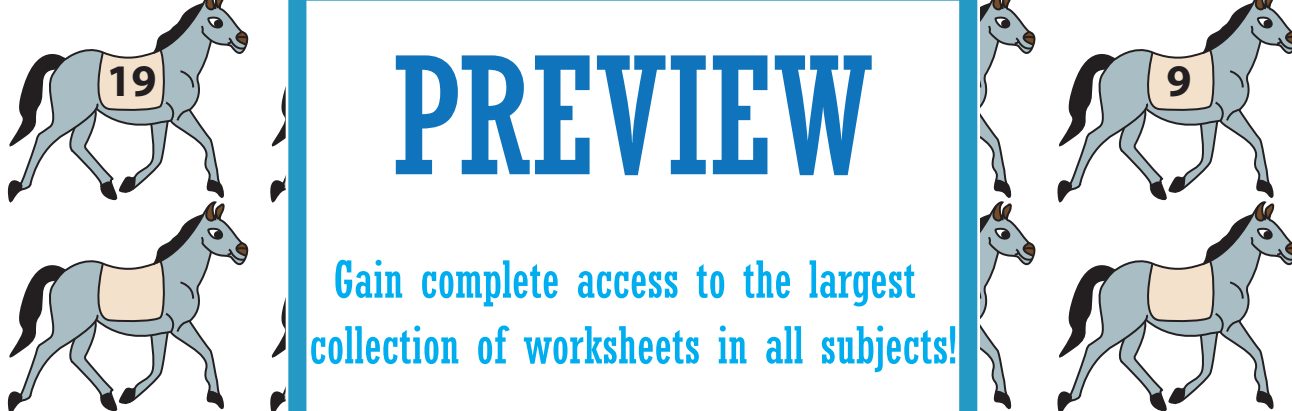
A) Order the numbers from least to greatest.

1)



Five horses are shown in a row, each with a number on its saddle: 11, 8, 13, 18, and 1. Below them are five more horses without numbers, intended for the student to write the numbers in order.

2)



Two horses are shown in a row, each with a number on its saddle: 19 and 9. Below them are two more horses without numbers, intended for the student to write the numbers in order.


B) Order the number

1)



Two horses are shown in a row, each with a number on its saddle: 15 and 14. Below them are two more horses without numbers, intended for the student to write the numbers in order.

2)



Five horses are shown in a row, each with a number on its saddle: 6, 18, 12, 8, and 17. Below them are five more horses without numbers, intended for the student to write the numbers in order.

PREVIEW

Gain complete access to the largest collection of worksheets in all subjects!

Members, please log in to download this worksheet.

Not a member? Please sign up to gain complete access.

www.mathworksheets4kids.com

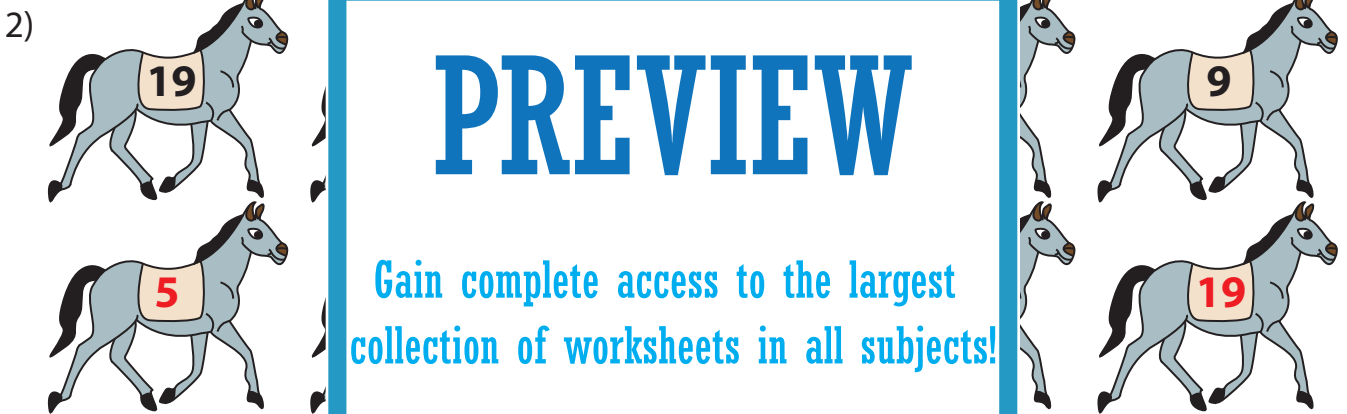

Name : _____

Answer Key


Ordering Numbers

Up to 20: S3

A) Order the numbers from least to greatest.



B) Order the number



PREVIEW

Gain complete access to the largest collection of worksheets in all subjects!

Members, please log in to download this worksheet.

Not a member? Please sign up to gain complete access.

www.mathworksheets4kids.com