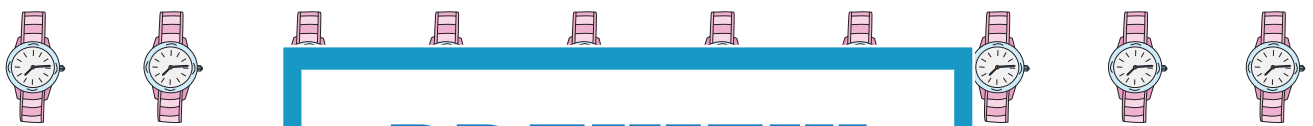


Circle the Objects

1) Circle the first volleyball from the right.



2) Circle the eighth watch from the left.



3) Circle the sixth mushroom.



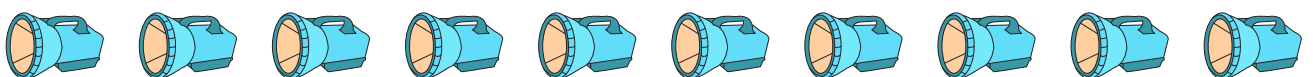
4) Circle the third chair.



5) Circle the ninth flashlight.



6) Circle the sixth flashlight from the left.



PREVIEW

Gain complete access to the largest collection of worksheets in all subjects!

Members, please log in to download this worksheet.

Not a member? Please sign up to gain complete access.

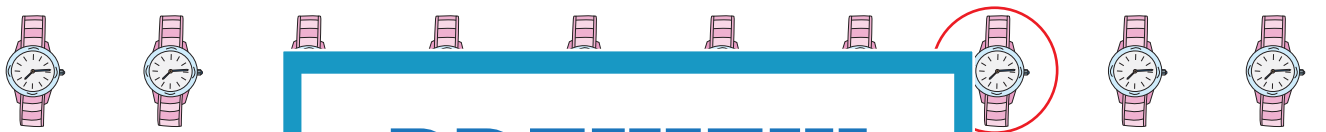
www.mathworksheets4kids.com

Circle the Objects

1) Circle the first volleyball from the right.



2) Circle the eighth watch from the left.



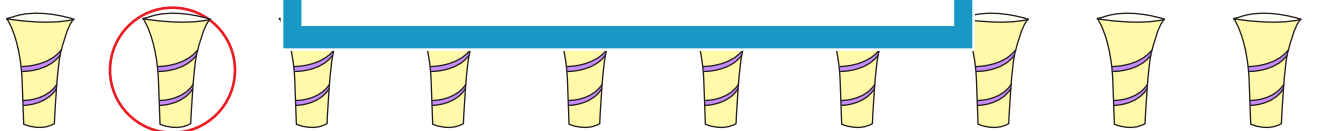
3) Circle the sixth mushroom.



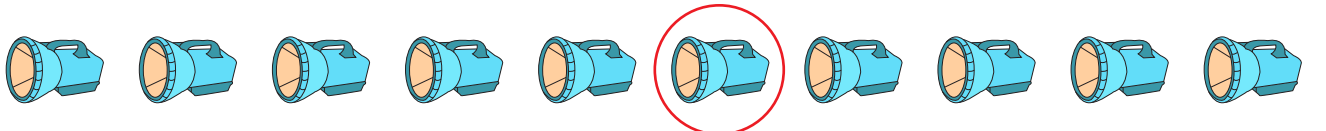
4) Circle the third chair.



5) Circle the ninth flashlight.



6) Circle the sixth flashlight from the left.



PREVIEW

Gain complete access to the largest collection of worksheets in all subjects!

Members, please log in to download this worksheet.

Not a member? Please sign up to gain complete access.

www.mathworksheets4kids.com