

Circle the Objects

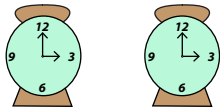
1) Circle the ninth donut from the left.



2) Circle the fourth whistle from the right.



3) Circle the second



4) Circle the tenth cu



5) Circle the fifth chi



6) Circle the seventh mouse from the right.



PREVIEW

Gain complete access to the largest collection of worksheets in all subjects!


Members, please log in to download this worksheet.

Not a member? Please sign up to gain complete access.

www.mathworksheets4kids.com

Circle the Objects

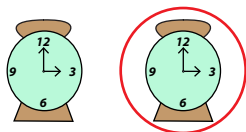
1) Circle the ninth donut from the left.



2) Circle the fourth whistle from the right.



3) Circle the second



PREVIEW

Gain complete access to the largest collection of worksheets in all subjects!


Members, please log in to download this worksheet.

Not a member? Please sign up to gain complete access.

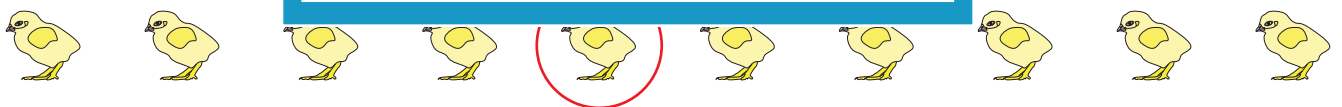
www.mathworksheets4kids.com



4) Circle the tenth cu



5) Circle the fifth chi



6) Circle the seventh mouse from the right.

