
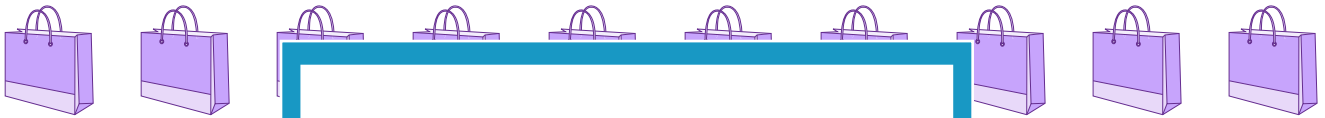


Circle the Objects

1) Circle the second strawberry from the right.



2) Circle the eighth paper bag from the right.



3) Circle the first shoe



4) Circle the tenth fla



5) Circle the fifth cak



6) Circle the seventh starfish from the left.



PREVIEW

Gain complete access to the largest collection of worksheets in all subjects!


Members, please log in to download this worksheet.

Not a member? Please sign up to gain complete access.

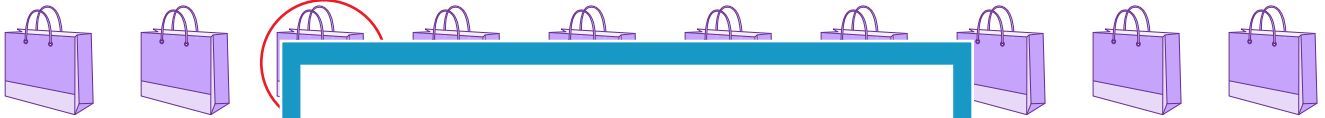
www.mathworksheets4kids.com

Circle the Objects

1) Circle the second strawberry from the right.



2) Circle the eighth paper bag from the right.



3) Circle the first shuriken.




4) Circle the tenth flash drive.



5) Circle the fifth cake slice.



6) Circle the seventh starfish from the left.



PREVIEW

Gain complete access to the largest collection of worksheets in all subjects!

Members, please log in to download this worksheet.

Not a member? Please sign up to gain complete access.

www.mathworksheets4kids.com