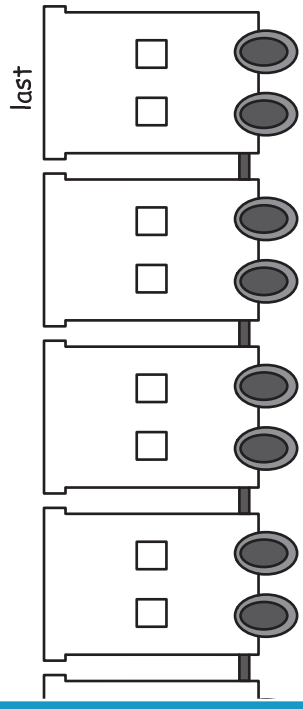
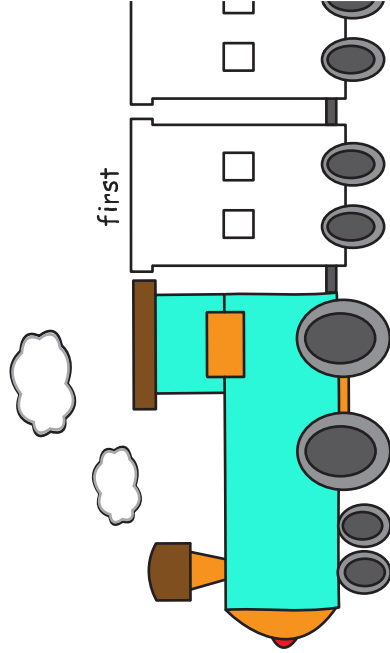


Name : \_\_\_\_\_

# Coloring Activity

Sheet 1



Color the railcar according to the

- 1) Color the second freight car green.
- 3) Color the eighth freight car violet.
- 5) Color the third freight car orange.
- 7) Color the fifth freight car brown.
- 9) Color the fourth freight car yellow.

## PREVIEW

Gain complete access to the largest collection of worksheets in all subjects!

Members, please log in to download this worksheet.

Not a member? Please sign up to gain complete access.

[www.mathworksheets4kids.com](http://www.mathworksheets4kids.com)

- 2) Color the first freight car orange.
- 4) Color the seventh freight car red.
- 6) Color the ninth freight car yellow.

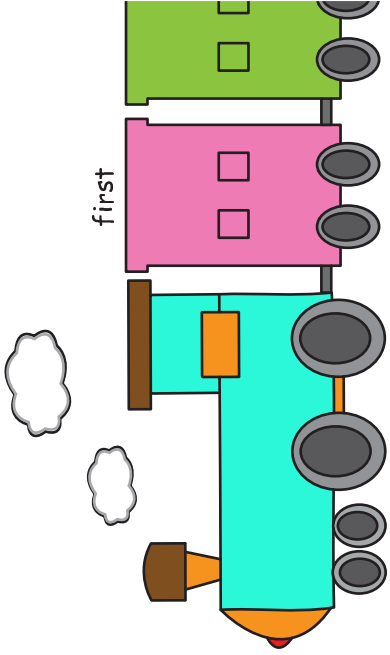
- 8) Color the sixth freight car blue.
- 10) Color the first freight car pink.

Name : \_\_\_\_\_

# Answer Key

## Coloring Activity

Sheet 1



first

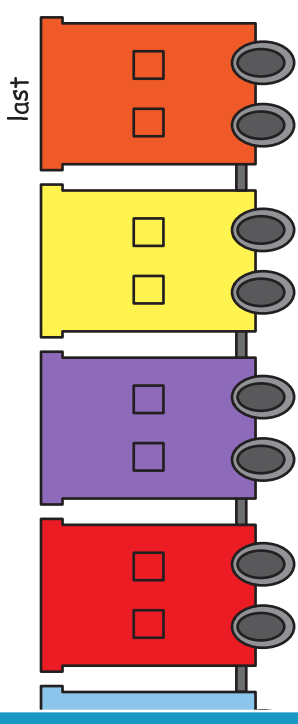
# PREVIEW

Gain complete access to the largest collection of worksheets in all subjects!

Members, please log in to download this worksheet.

Not a member? Please sign up to gain complete access.

[www.mathworksheets4kids.com](http://www.mathworksheets4kids.com)



last

Color the railcar according to the

- 1) Color the second freight car green.
- 3) Color the eighth freight car violet.
- 5) Color the third freight car orange.
- 7) Color the fifth freight car brown.
- 9) Color the fourth freight car yellow.
- 6) Color the sixth freight car blue.
- 8) Color the sixth freight car blue.
- 10) Color the first freight car pink.

Color the railcar according to the

Color the last freight car orange.

Color the seventh freight car red.

Color the ninth freight car yellow.