

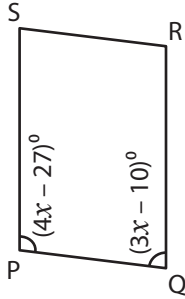
Name : _____

Parallelogram - Angles

Sheet 2

A) Find the value of x and then find the measure of the indicated angle in each parallelogram.

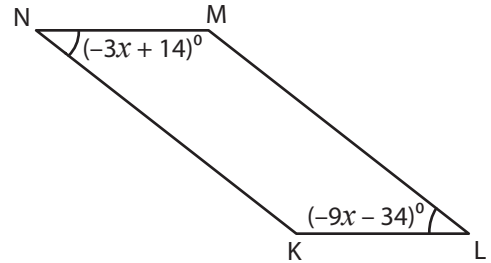
1)



$x =$ _____

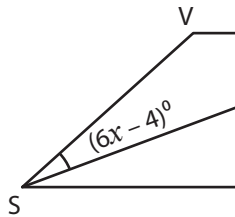
$m\angle R =$ _____

2)



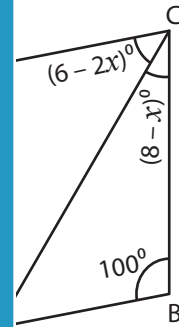
$x =$ _____

3)



$x =$ _____

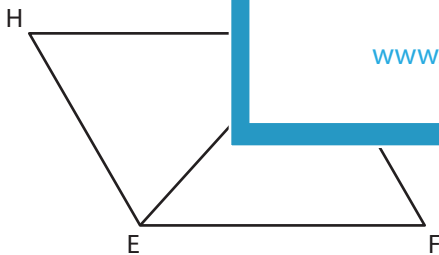
$m\angle SUT =$ _____



B) Find the value of x and

each parallelogram.

5)

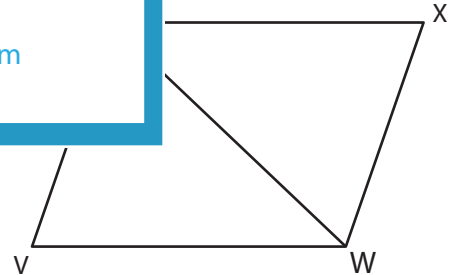


$m\angle HEF = (-10x)^\circ$; $m\angle EGF = (-5x + 12)^\circ$; $m\angle HGE = 48^\circ$

$x =$ _____

$m\angle GEH =$ _____

$m\angle FGH =$ _____



$m\angle XYW = (4x - 11)^\circ$; $m\angle VWY = (x + 31)^\circ$; $m\angle YXW = 69^\circ$

$x =$ _____

$m\angle YWX =$ _____

$m\angle WYX =$ _____

PREVIEW

Gain complete access to the largest collection of worksheets in all subjects!

Members, please log in to download this worksheet.

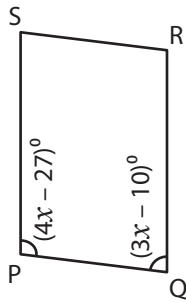
Not a member? Please sign up to gain complete access.

www.mathworksheets4kids.com

Parallelogram - Angles

A) Find the value of x and then find the measure of the indicated angle in each parallelogram.

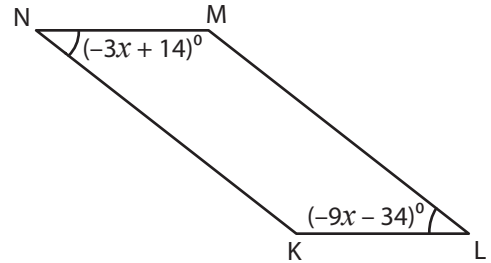
1)



$x = \underline{\hspace{2cm} 31 \hspace{2cm}}$

$m\angle R = \underline{\hspace{2cm} 38^\circ \hspace{2cm}}$

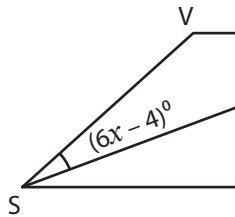
2)



$x = \underline{\hspace{2cm} -8 \hspace{2cm}}$

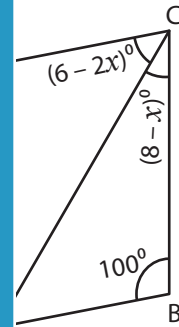
$m\angle R = \underline{\hspace{2cm} 38^\circ \hspace{2cm}}$

3)



$x = \underline{\hspace{2cm} -22 \hspace{2cm}}$

$m\angle SUT = \underline{\hspace{2cm} 50^\circ \hspace{2cm}}$

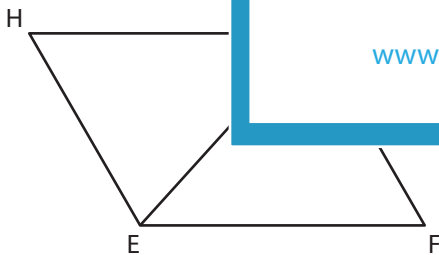


$x = \underline{\hspace{2cm} -22 \hspace{2cm}}$

$m\angle SUT = \underline{\hspace{2cm} 50^\circ \hspace{2cm}}$

B) Find the value of x and then find the measure of the indicated angle in each parallelogram.

5)

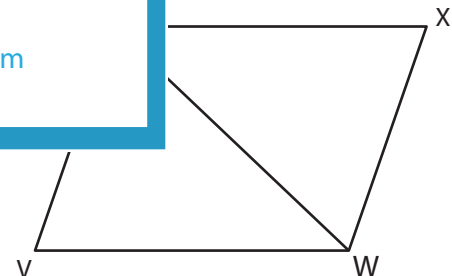


$m\angle HEF = (-10x)^\circ; m\angle EGF = (-5x + 12)^\circ; m\angle HGE = 48^\circ$

$x = \underline{\hspace{2cm} -12 \hspace{2cm}}$

$m\angle GEH = \underline{\hspace{2cm} 72^\circ \hspace{2cm}}$

$m\angle FGH = \underline{\hspace{2cm} 120^\circ \hspace{2cm}}$



$m\angle XYW = (4x - 11)^\circ; m\angle VWY = (x + 31)^\circ; m\angle YXW = 69^\circ$

$x = \underline{\hspace{2cm} 14 \hspace{2cm}}$

$m\angle YWX = \underline{\hspace{2cm} 66^\circ \hspace{2cm}}$

$m\angle WYX = \underline{\hspace{2cm} 45^\circ \hspace{2cm}}$

PREVIEW

Gain complete access to the largest collection of worksheets in all subjects!

Members, please log in to download this worksheet.

Not a member? Please sign up to gain complete access.

www.mathworksheets4kids.com