

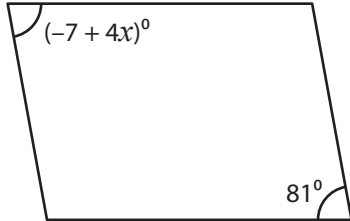
Name : _____

Parallelogram - Angles

Sheet 1

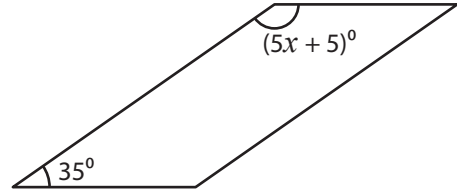
Find the value of x in each parallelogram.

1)



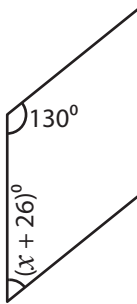
$x =$ _____

2)

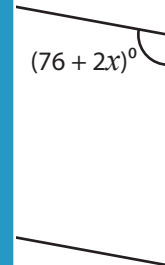


$x =$ _____


3)



$x =$ _____



5)



$x =$ _____



7)



$x =$ _____

8)



$x =$ _____

PREVIEW

Gain complete access to the largest collection of worksheets in all subjects!

Members, please log in to download this worksheet.

Not a member? Please sign up to gain complete access.

www.mathworksheets4kids.com

Name : _____

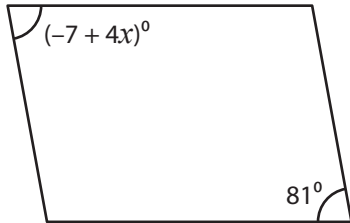
Answer key

Sheet 1

Parallelogram - Angles

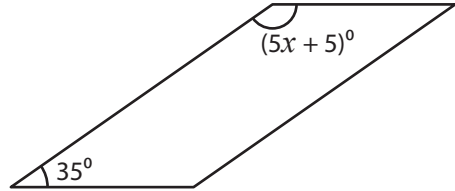
Find the value of x in each parallelogram.

1)



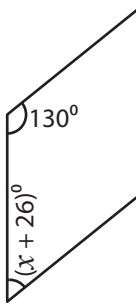
$x =$ 22

2)

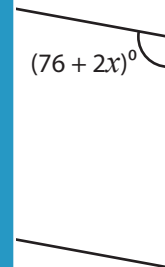


$x =$ 28

3)




$x =$ 24

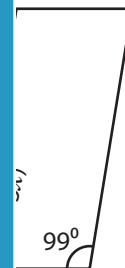


$x =$ 12

5)



$x =$ 11



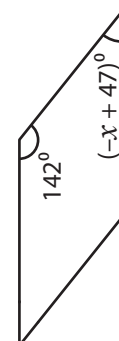
$x =$ -15

7)



$x =$ -8

8)



$x =$ 9

PREVIEW

Gain complete access to the largest collection of worksheets in all subjects!

Members, please log in to download this worksheet.

Not a member? Please sign up to gain complete access.

www.mathworksheets4kids.com