

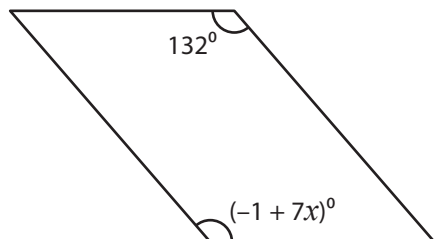
Name : _____

Parallelogram - Angles

Sheet 2

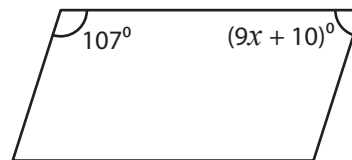
Find the value of x in each parallelogram.

1)




$x =$ _____

2)

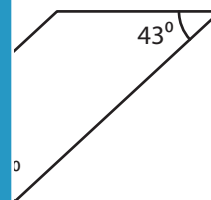


$x =$ _____

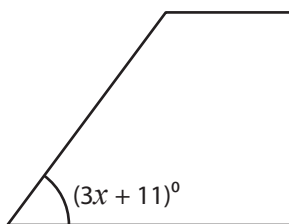
3)



$x =$ _____



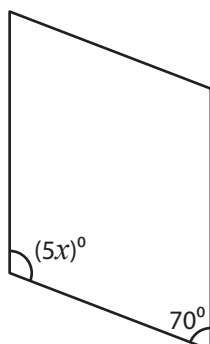
5)



$x =$ _____

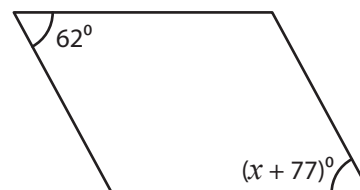


7)



$x =$ _____

8)



$x =$ _____

PREVIEW

Gain complete access to the largest collection of worksheets in all subjects!

Members, please log in to download this worksheet.

Not a member? Please sign up to gain complete access.

www.mathworksheets4kids.com

Name : _____

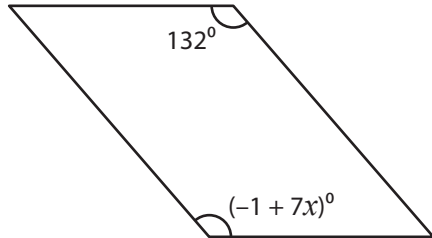
Answer key

Sheet 2

Parallelogram - Angles

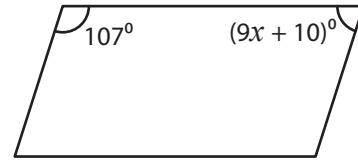
Find the value of x in each parallelogram.

1)




$x =$ 19

2)

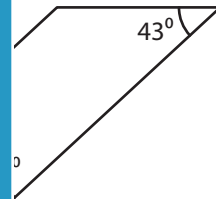


$x =$ 7

3)

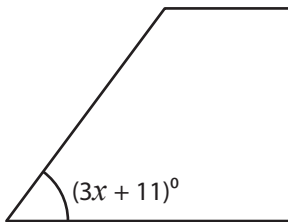


$x =$ -11



$x =$ -9

5)

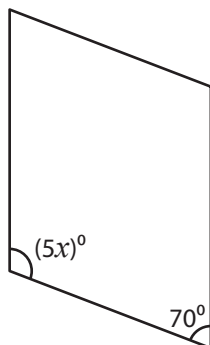


$x =$ 14



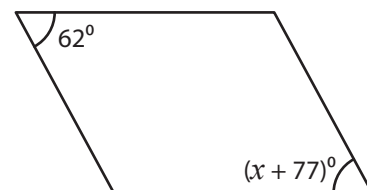
$x =$ 5

7)



$x =$ 22

8)



$x =$ -15

PREVIEW

Gain complete access to the largest collection of worksheets in all subjects!

Members, please log in to download this worksheet.

Not a member? Please sign up to gain complete access.

www.mathworksheets4kids.com