

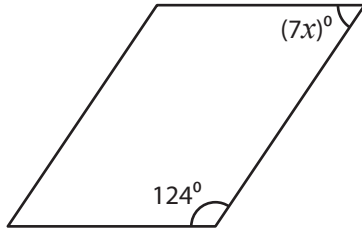
Name : \_\_\_\_\_

## Parallelogram - Angles

Sheet 4

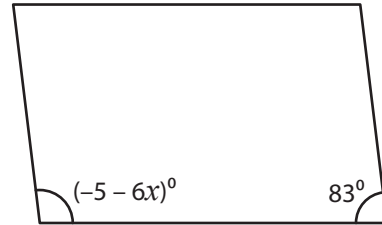
Find the value of  $x$  in each parallelogram.

1)



$x =$  \_\_\_\_\_

2)



$x =$  \_\_\_\_\_

3)

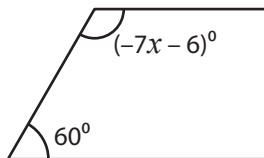


$x =$  \_\_\_\_\_

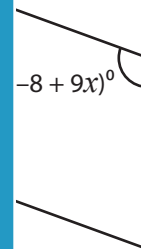


\_\_\_\_\_

5)

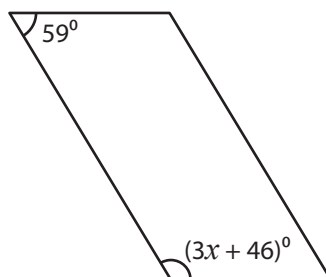


$x =$  \_\_\_\_\_



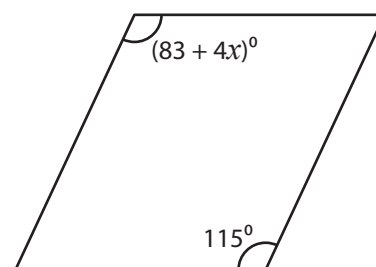
\_\_\_\_\_

7)



$x =$  \_\_\_\_\_

8)



$x =$  \_\_\_\_\_

**PREVIEW**

Gain complete access to the largest collection of worksheets in all subjects!

Members, please log in to download this worksheet.

Not a member? Please sign up to gain complete access.

[www.mathworksheets4kids.com](http://www.mathworksheets4kids.com)

Name : \_\_\_\_\_

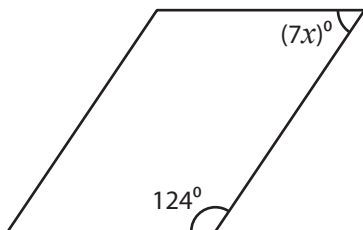
## Answer key

Sheet 4

### Parallelogram - Angles

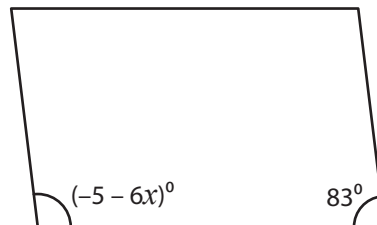
Find the value of  $x$  in each parallelogram.

1)



$x =$  8

2)



$x =$  -17

3)



$x =$  18

**PREVIEW**  
Gain complete access to the largest collection of worksheets in all subjects!

Members, please log in to download this worksheet.

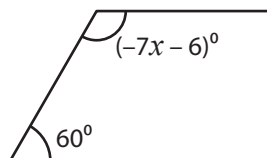
Not a member? Please sign up to gain complete access.

[www.mathworksheets4kids.com](http://www.mathworksheets4kids.com)

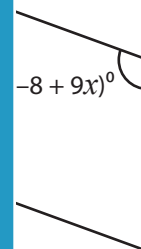


$x =$  12

5)

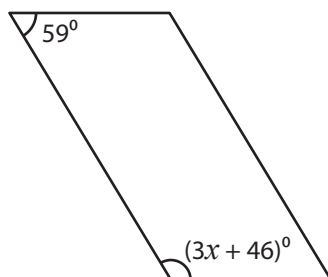


$x =$  -18



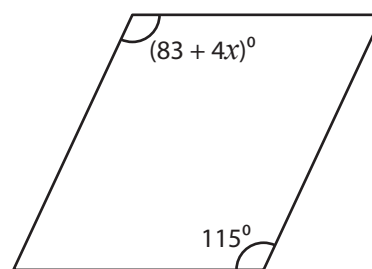
$x =$  13

7)



$x =$  25

8)



$x =$  8