

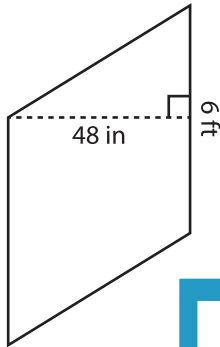
Name : _____

Parallelogram - Area

T1S2

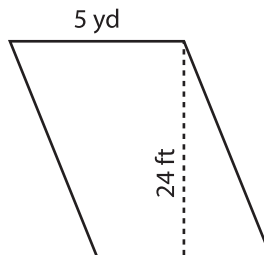
Find the area of each parallelogram.

1)

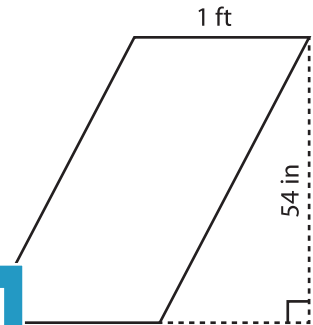


Area = _____

2)

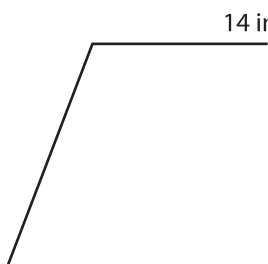


3)



Area = _____ in²

4)



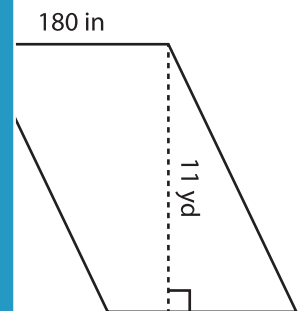
Area = _____

Gain complete access to the largest collection of worksheets in all subjects!

Members, please log in to download this worksheet.

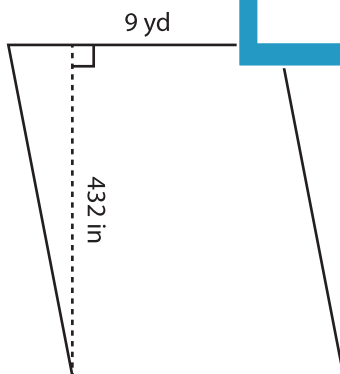
Not a member? Please sign up to gain complete access.

www.mathworksheets4kids.com

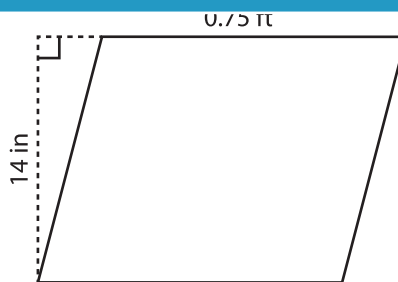


Area = _____ yd²

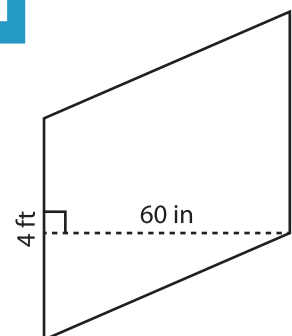
7)



Area = _____ yd²



Area = _____ in²



Area = _____ ft²