

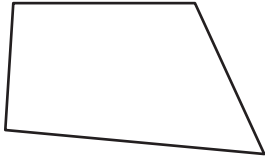
Name : _____

Parallelogram


Sheet 2

State whether each quadrilateral is a parallelogram.

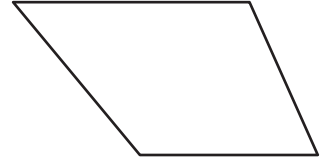
1)



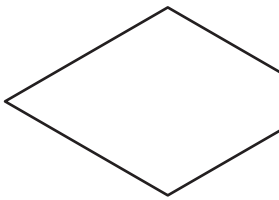
2)



3)



4)



PREVIEW

Gain complete access to the largest collection of worksheets in all subjects!

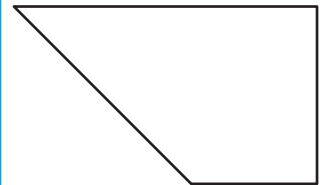
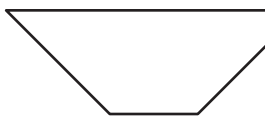
Members, please log in to download this worksheet.

Not a member? Please sign up to gain complete access.

www.mathworksheets4kids.com



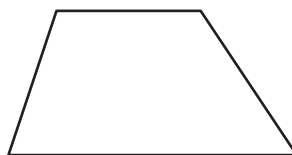
7)



10)



11)



12)



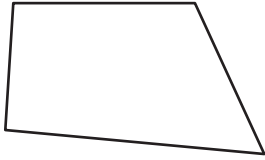
Name : _____

Answer key

Parallelogram


State whether each quadrilateral is a parallelogram.

1)



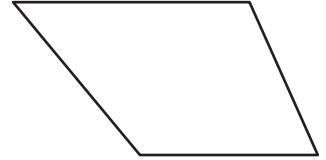
not a parallelogram

2)



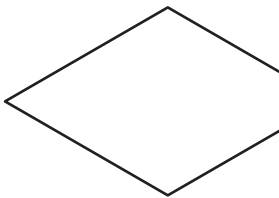
parallelogram

3)



not a parallelogram

4)



parallelogram

PREVIEW

Gain complete access to the largest collection of worksheets in all subjects!

Members, please log in to download this worksheet.

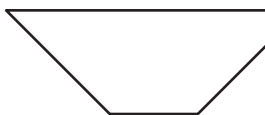
Not a member? Please sign up to gain complete access.

www.mathworksheets4kids.com

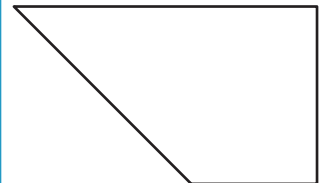


parallelogram

7)



not a parallelogram



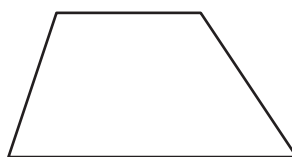
not a parallelogram

10)



parallelogram

11)



not a parallelogram

12)



parallelogram