

# Parallelogram

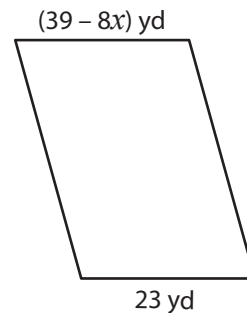
A) Find the value of  $x$  in each parallelogram.

1)



$x =$  \_\_\_\_\_

2)



$x =$  \_\_\_\_\_

3)



$x =$  \_\_\_\_\_



\_\_\_\_\_

## PREVIEW

Gain complete access to the largest collection of worksheets in all subjects!

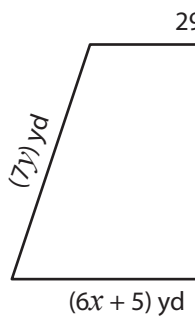
Members, please log in to download this worksheet.

Not a member? Please sign up to gain complete access.

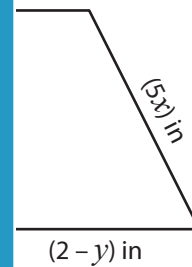
www.mathworksheets4kids.com

B) Find the value of

1)

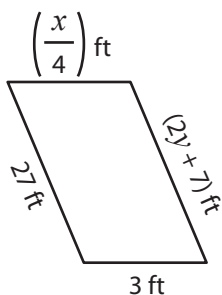


$x =$  \_\_\_\_\_ ;



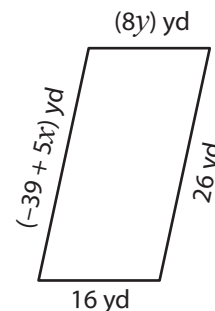
\_\_\_\_\_ ;  $y =$  \_\_\_\_\_

3)



$x =$  \_\_\_\_\_ ;  $y =$  \_\_\_\_\_

4)



$x =$  \_\_\_\_\_ ;  $y =$  \_\_\_\_\_

# Parallelogram

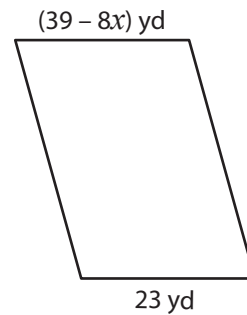
A) Find the value of  $x$  in each parallelogram.

1)



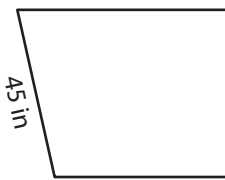
$$x = \underline{10}$$

2)



$$x = \underline{2}$$

3)



$$x = \underline{-5}$$

6 ft

x) ft

$$\underline{15}$$

# PREVIEW

Gain complete access to the largest collection of worksheets in all subjects!

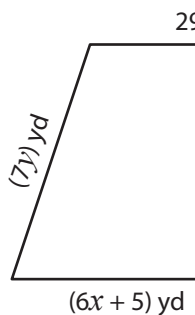
Members, please log in to download this worksheet.

Not a member? Please sign up to gain complete access.

[www.mathworksheets4kids.com](http://www.mathworksheets4kids.com)

B) Find the value of

1)

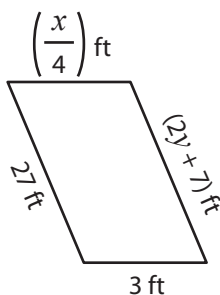


$$x = \underline{4} ;$$



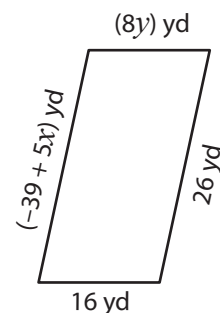
$$; y = \underline{-9}$$

3)



$$x = \underline{12} ; y = \underline{10}$$

4)



$$x = \underline{13} ; y = \underline{2}$$