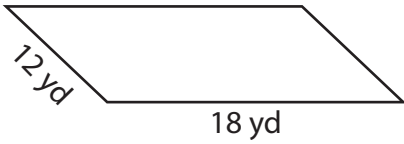


Name : \_\_\_\_\_

## Perimeter of a Parallelogram

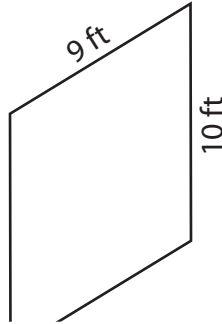
Find the perimeter of each parallelogram.

1)



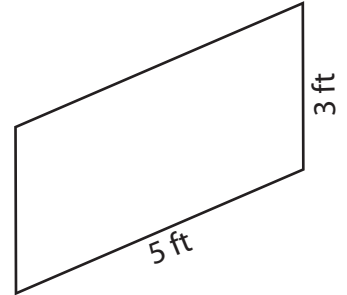
Perimeter = \_\_\_\_\_

2)

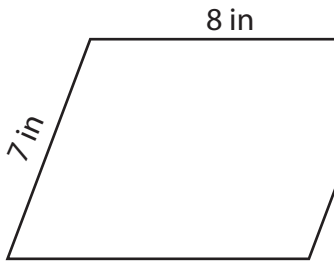


Perimeter = \_\_\_\_\_

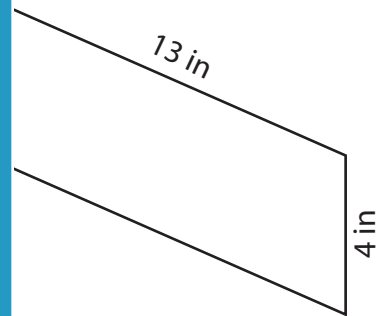
3)



4)



Perimeter = \_\_\_\_\_



Perimeter = \_\_\_\_\_

7) Find the perimeter of the

\_\_\_\_\_ and 17 yards.

8) The adjacent sides of a parallelogram measure 14 inches and 1 inch. Determine the perimeter of the parallelogram.

**PREVIEW**

Gain complete access to the largest collection of worksheets in all subjects!

Members, please log in to download this worksheet.

Not a member? Please sign up to gain complete access.

[www.mathworksheets4kids.com](http://www.mathworksheets4kids.com)

Name : \_\_\_\_\_

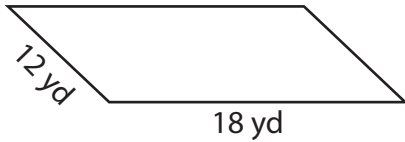
## Answer key

L153

### Perimeter of a Parallelogram

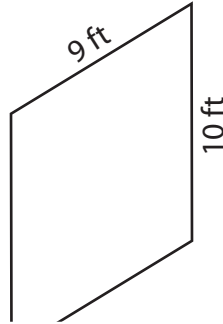
Find the perimeter of each parallelogram.

1)



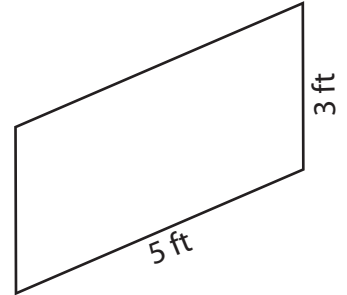
Perimeter = 60 yd

2)

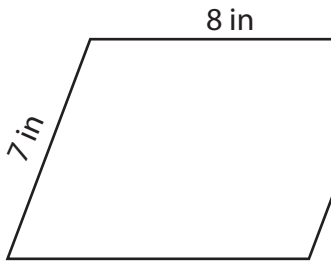


Perimeter = 16 ft

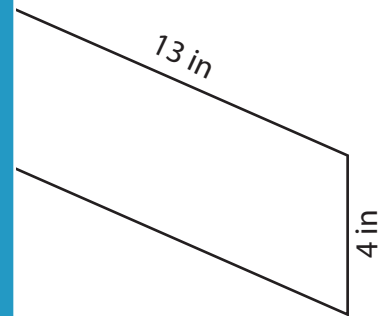
3)



4)



Perimeter = 30 in



Perimeter = 34 in

7) Find the perimeter of the

ds and 17 yards.

66 yards

8) The adjacent sides of a parallelogram measure 14 inches and 1 inch. Determine the perimeter of the parallelogram.

30 inches

**PREVIEW**

Gain complete access to the largest collection of worksheets in all subjects!

Members, please log in to download this worksheet.

Not a member? Please sign up to gain complete access.

[www.mathworksheets4kids.com](http://www.mathworksheets4kids.com)