

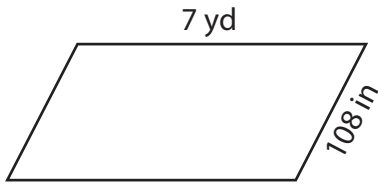
Name : \_\_\_\_\_

## Perimeter of a Parallelogram

Sheet 2

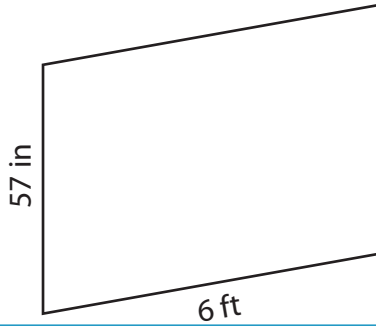
Find the perimeter of each parallelogram.

1)

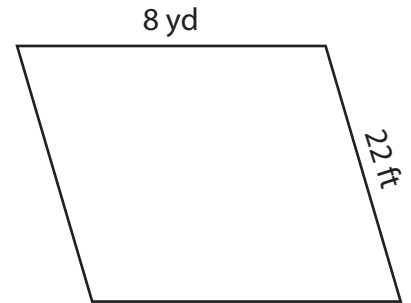


Perimeter = \_\_\_\_\_

2)



3)



Perimeter = \_\_\_\_\_ ft

4)



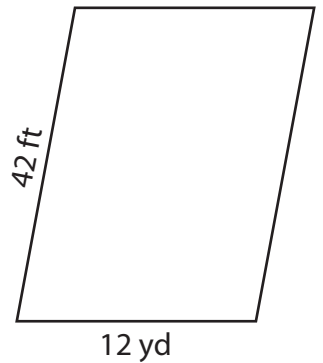
Perimeter = \_\_\_\_\_

**PREVIEW**  
Gain complete access to the largest collection of worksheets in all subjects!

Members, please log in to download this worksheet.

Not a member? Please sign up to gain complete access.

[www.mathworksheets4kids.com](http://www.mathworksheets4kids.com)



Perimeter = \_\_\_\_\_ yd

7) Find the perimeter of the

es and 5 feet.

\_\_\_\_\_ inches

8) The adjacent sides of a parallelogram measure 3 yards and 34 feet. What is the perimeter of the parallelogram?

\_\_\_\_\_ feet

Name : \_\_\_\_\_

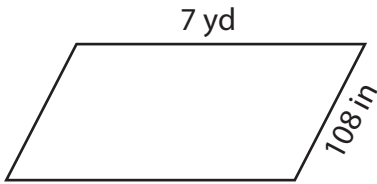
## Answer key

# Perimeter of a Parallelogram

Sheet 2

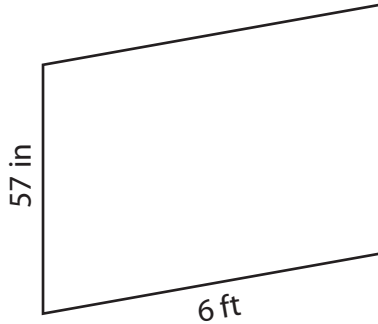
Find the perimeter of each parallelogram.

1)



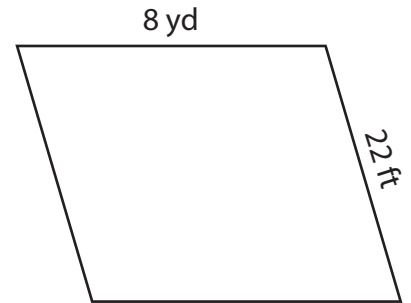
Perimeter = 20

2)



Perimeter = 92 ft

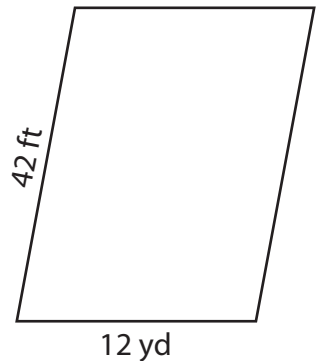
3)



4)



Perimeter = 276.4



Perimeter = 52 yd

7) Find the perimeter of the

es and 5 feet.

184 inches

8) The adjacent sides of a parallelogram measure 3 yards and 34 feet. What is the perimeter of the parallelogram?

86 feet

**PREVIEW**

Gain complete access to the largest collection of worksheets in all subjects!

Members, please log in to download this worksheet.

Not a member? Please sign up to gain complete access.

[www.mathworksheets4kids.com](http://www.mathworksheets4kids.com)