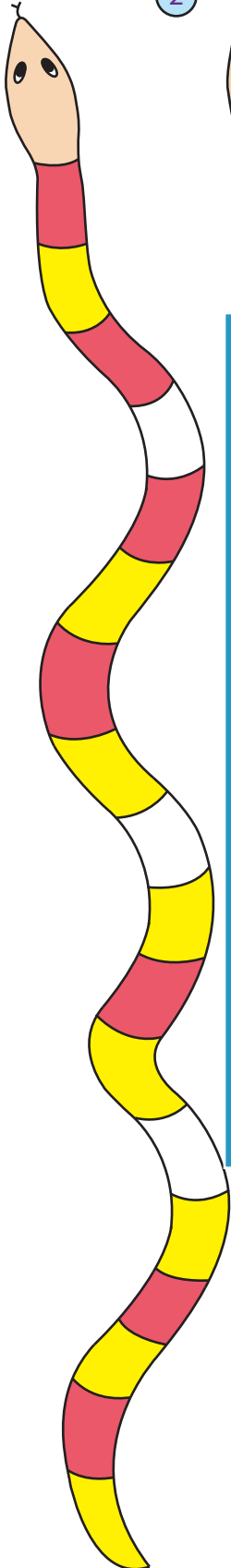



Identifying Color Pattern

Complete the color pattern of the skin in each snake.

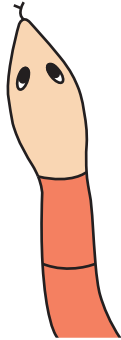
1




2



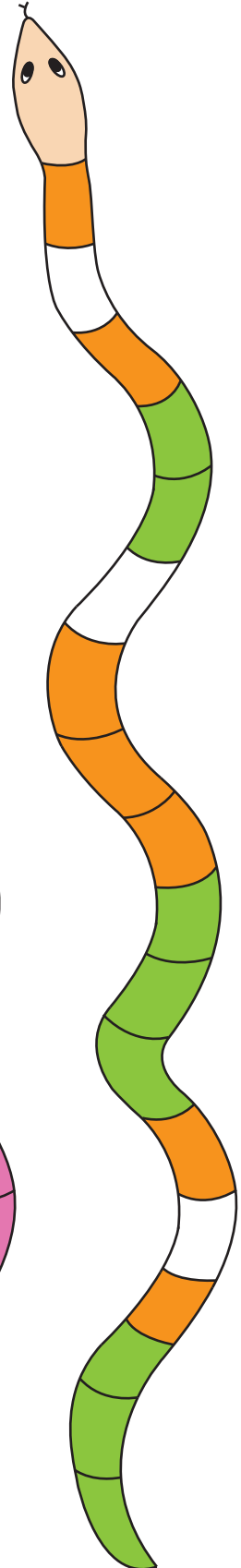
3



4



5



PREVIEW

Gain complete access to the largest collection of worksheets in all subjects!

Members, please log in to download this worksheet.

Not a member? Please sign up to gain complete access.

www.mathworksheets4kids.com

Identifying Color Pattern

Complete the color pattern of the skin in each snake.

1 2 3 4 5

1. Snake with head, neck, and tail in red, yellow, and red. The body is missing.
2. Snake with head, neck, and tail in green and light blue. The body is missing.
3. Snake with head, neck, and tail in orange. The body is missing.
4. Snake with head, neck, and tail in pink and purple. The body is missing.
5. Snake with head, neck, and tail in orange, green, and orange. The body is missing.

PREVIEW

Gain complete access to the largest collection of worksheets in all subjects!

Members, please log in to download this worksheet.

Not a member? Please sign up to gain complete access.

www.mathworksheets4kids.com