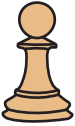



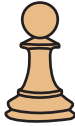





Equivalent Pattern

Download the stickers and cut-out your favorite graphics. Create equivalent pattern by pasting them under each pattern.





1)

| | | | | | | | |
|---|---|---|---|---|---|---|---|
|  |  |  |  |  |  |  |  |
| | | | | | | | |

2)

| | | | | | | | |
|---|---|--|--|--|--|---|---|
|  |  | <div style="border: 2px solid blue; padding: 10px; text-align: center;"> <h2>PREVIEW</h2> <p>Gain complete access to the largest collection of worksheets in all subjects!</p> <div style="display: flex; justify-content: space-around;"> <div style="background-color: #007bff; color: white; padding: 5px; transform: rotate(-2deg);"> <p>Members, please log in to download this worksheet.</p> </div> <div style="background-color: #007bff; color: white; padding: 5px; transform: rotate(2deg);"> <p>Not a member? Please sign up to gain complete access.</p> </div> </div> <p>www.mathworksheets4kids.com</p> </div> | | | |  |  |
| | | | | | | | |









3)

| | | | | | | | |
|---|---|--|--|--|--|---|---|
|  |  | <div style="border: 2px solid blue; padding: 10px; text-align: center;"> <h2>PREVIEW</h2> <p>Gain complete access to the largest collection of worksheets in all subjects!</p> <div style="display: flex; justify-content: space-around;"> <div style="background-color: #007bff; color: white; padding: 5px; transform: rotate(-2deg);"> <p>Members, please log in to download this worksheet.</p> </div> <div style="background-color: #007bff; color: white; padding: 5px; transform: rotate(2deg);"> <p>Not a member? Please sign up to gain complete access.</p> </div> </div> <p>www.mathworksheets4kids.com</p> </div> | | | |  |  |
| | | | | | | | |

4)

| | | | | | | | |
|---|---|--|--|--|--|---|---|
|  |  | <div style="border: 2px solid blue; padding: 10px; text-align: center;"> <h2>PREVIEW</h2> <p>Gain complete access to the largest collection of worksheets in all subjects!</p> <div style="display: flex; justify-content: space-around;"> <div style="background-color: #007bff; color: white; padding: 5px; transform: rotate(-2deg);"> <p>Members, please log in to download this worksheet.</p> </div> <div style="background-color: #007bff; color: white; padding: 5px; transform: rotate(2deg);"> <p>Not a member? Please sign up to gain complete access.</p> </div> </div> <p>www.mathworksheets4kids.com</p> </div> | | | |  |  |
| | | | | | | | |

5)

| | | | | | | | |
|---|---|---|---|---|---|---|---|
|  |  |  |  |  |  |  |  |
| | | | | | | | |



PREVIEW

Gain complete access to the largest collection of worksheets in all subjects!

Members, please log in to download this worksheet.

Not a member? Please sign up to gain complete access.

www.mathworksheets4kids.com