









# Equivalent Pattern

Sheet 3

Download the stickers and cut-out your favorite graphics. Create equivalent pattern by pasting them under each pattern.





1)





2)









3)

4)

5)

# PREVIEW

Gain complete access to the largest collection of worksheets in all subjects!

Members, please log in to download this worksheet.

Not a member? Please sign up to gain complete access.

[www.mathworksheets4kids.com](http://www.mathworksheets4kids.com)

