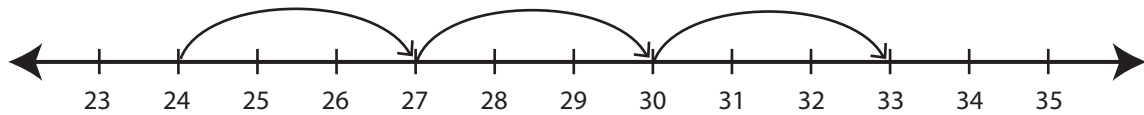


Recognizing Pattern

ES1

Describe the pattern followed by the hops in each number line.

1)



Start at 24. Add 3 each time.

2)



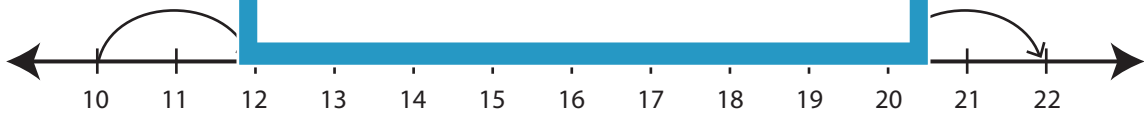
3)



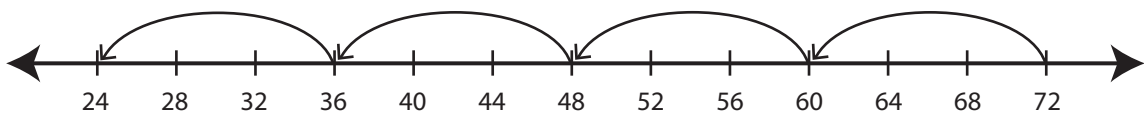
4)



5)



6)

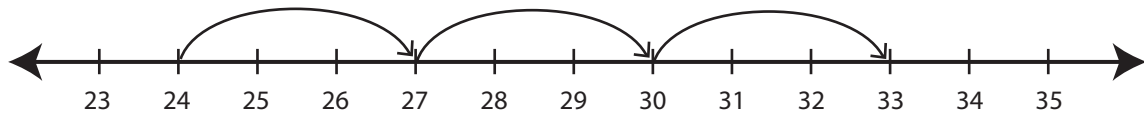


Recognizing Pattern

ES1

Describe the pattern followed by the hops in each number line.

1)



Start at 24. Add 3 each time.

2)



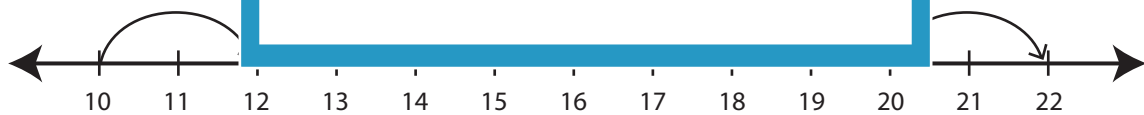
3)



4)



5)



Start at 10. Add 2 each time.

6)



Start at 72. Subtract 12 each time.

PREVIEW

Gain complete access to the largest collection of worksheets in all subjects!

Members, please log in to download this worksheet.

Not a member? Please sign up to gain complete access.

www.mathworksheets4kids.com