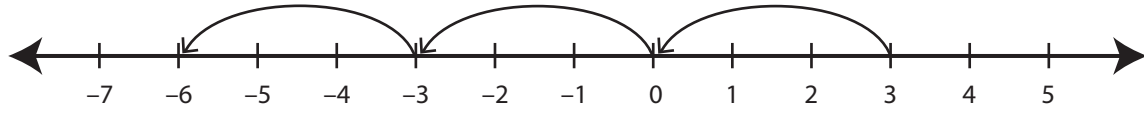


Recognizing Pattern

MS1

Describe the pattern followed by the hops in each number line.

1)



Start at 3. Subtract 3 each time.

2)



3)



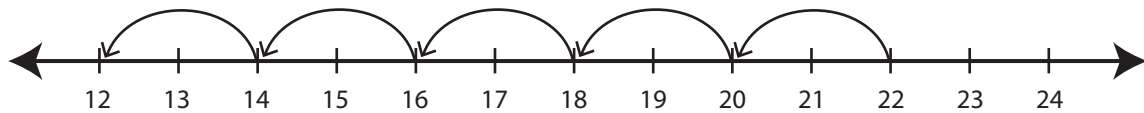
4)



5)



6)



PREVIEW

Gain complete access to the largest collection of worksheets in all subjects!

Members, please log in to download this worksheet.

Not a member? Please sign up to gain complete access.

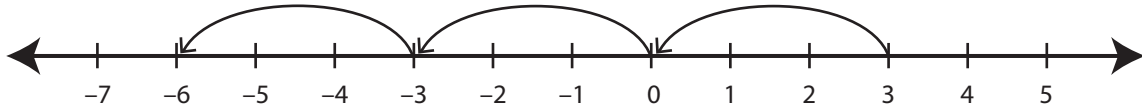
www.mathworksheets4kids.com

Recognizing Pattern

MS1

Describe the pattern followed by the hops in each number line.

1)



Start at 3. Subtract 3 each time.

2)



3)



4)

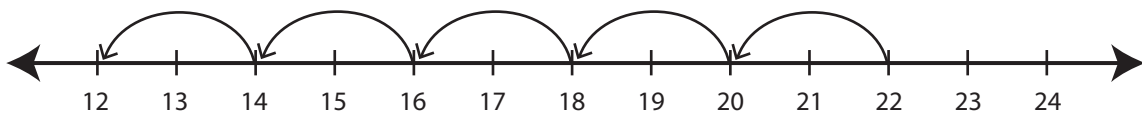


5)



Start at -7. Subtract 9 each time.

6)



Start at 22. Subtract 2 each time.

PREVIEW

Gain complete access to the largest
collection of worksheets in all subjects!

Members, please
log in to
download this
worksheet.

Not a member?
Please sign up to
gain complete
access.

www.mathworksheets4kids.com