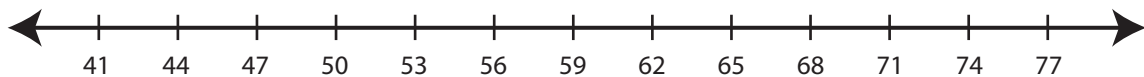


Showing Pattern

ES2

Read the rule. Draw hops to show the rule in each number line.

- 1) Start at 41. Add 6 each time.



- 2) Start at 19. Subtract 1 each time.



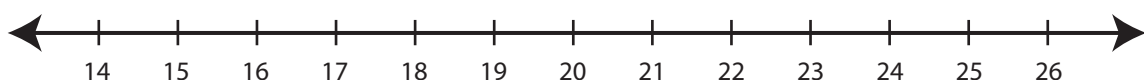
- 3) Start at 14. Add 10 each time.



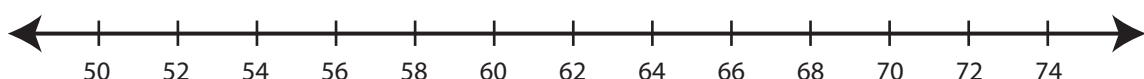
- 4) Start at 48. Subtract 3 each time.



- 5) Start at 26. Subtract 2 each time.



- 6) Start at 54. Add 4 each time.



PREVIEW

Gain complete access to the largest collection of worksheets in all subjects!

Members, please log in to download this worksheet.

Not a member? Please sign up to gain complete access.

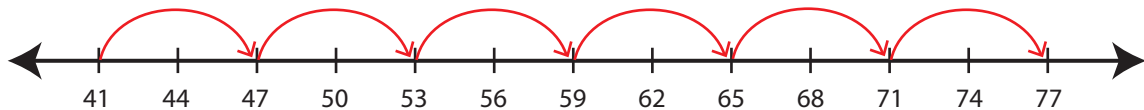
www.mathworksheets4kids.com

Answer Key**Showing Pattern**

ES2

Read the rule. Draw hops to show the rule in each number line.

- 1) Start at 41. Add 6 each time.



- 2) Start at 19. Subtract 1 each time.



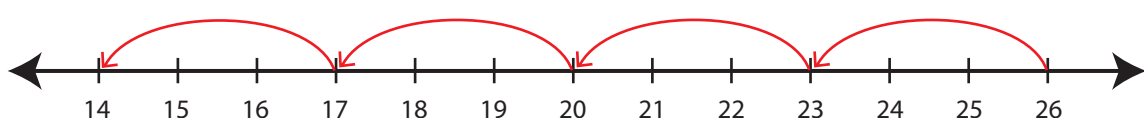
- 3) Start at 14. Add 10 each time.



- 4) Start at 48. Subtract 12 each time.



- 5) Start at 26. Subtract 1 each time.



- 6) Start at 54. Add 4 each time.



PREVIEW

Gain complete access to the largest collection of worksheets in all subjects!

Members, please log in to download this worksheet.

Not a member? Please sign up to gain complete access.

www.mathworksheets4kids.com