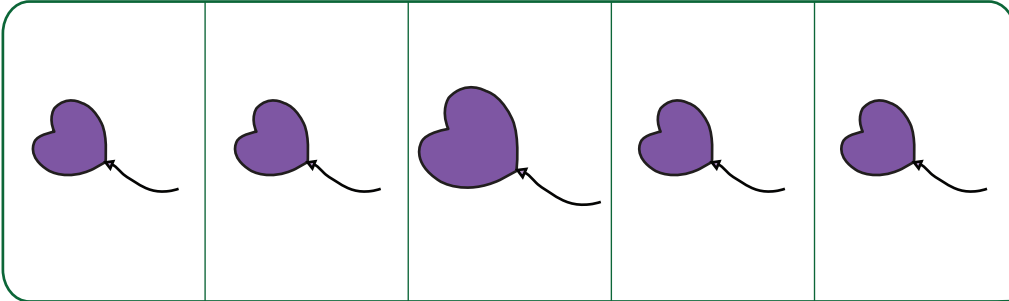



Identifying Size Pattern

Circle the correct size that goes next in each pattern.


1)



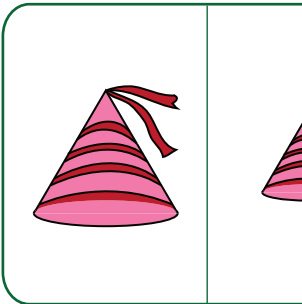
a)



b)



2)



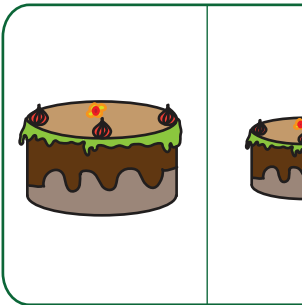
a)



b)



3)



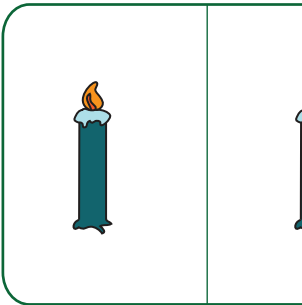
a)



b)



4)




a)



b)



5)



a)



b)



PREVIEW
Gain complete access to the largest collection of worksheets in all subjects!

Members, please log in to download this worksheet.

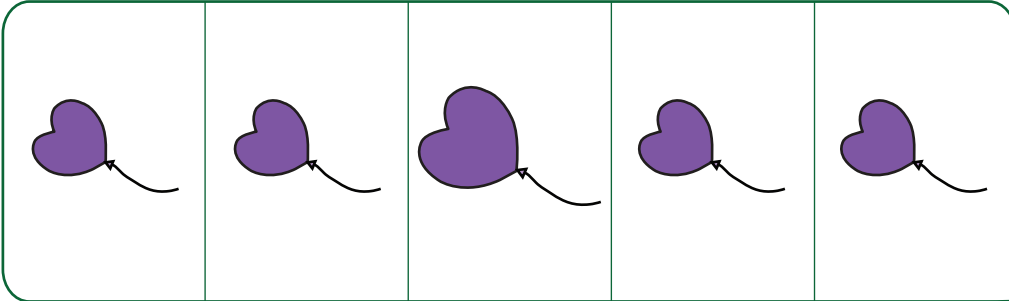
Not a member? Please sign up to gain complete access.

www.mathworksheets4kids.com

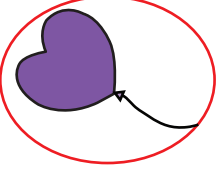
Identifying Size Pattern

Circle the correct size that goes next in each pattern.


1)



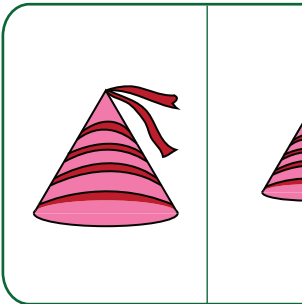
a)



b)



2)



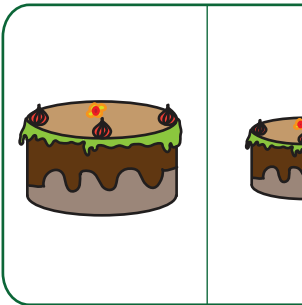
a)



b)



3)



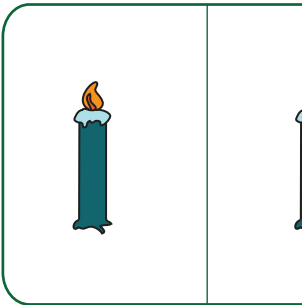
a)



b)




4)




a)



b)



5)



a)



b)



PREVIEW

Gain complete access to the largest collection of worksheets in all subjects!

Members, please log in to download this worksheet.

Not a member? Please sign up to gain complete access.

www.mathworksheets4kids.com