


Name : _____

Percent on a Number Line

1) 150 is 40% of a number. Find the number.



2) What is 90% of 400?



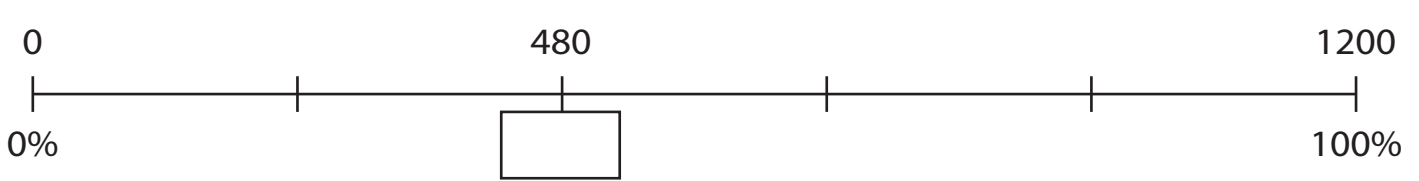
3) What percent of 600



4) What is 20% of 950?



5) What percent of 1200 amounts to 480?



PREVIEW

Gain complete access to the largest collection of worksheets in all subjects!

Members, please log in to download this worksheet.

Not a member? Please sign up to gain complete access.

www.mathworksheets4kids.com

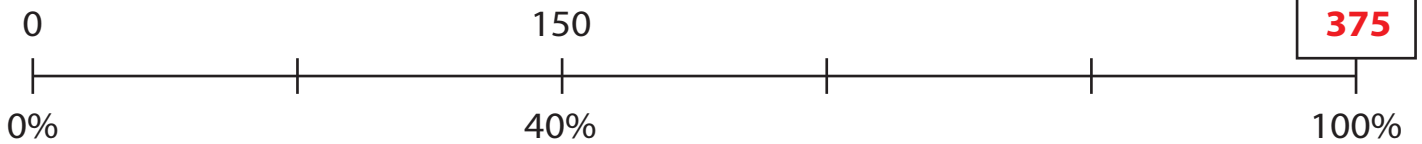
Name : _____

Answer key

Percent on a Number Line

Sheet 2

1) 150 is 40% of a number. Find the number.



2) What is 90% of 400?




3) What percent of 600



4) What is 20% of 950?



5) What percent of 1200 amounts to 480?



Gain complete access to the largest collection of worksheets in all subjects!

Members, please log in to download this worksheet.

Not a member? Please sign up to gain complete access.

www.mathworksheets4kids.com