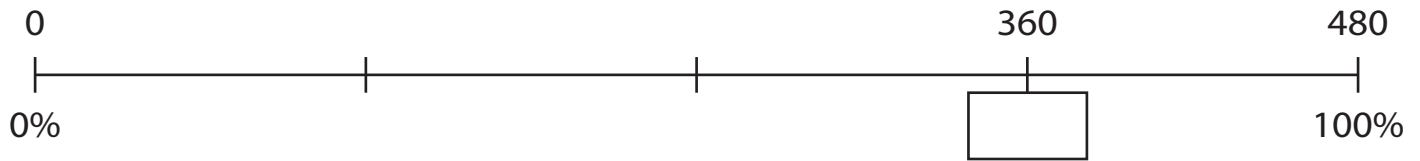


Percent on a Number Line

1) What percent of 480 amounts to 360?




2) 828 is 60% of a number




3) What percent of 1470



4) What is 50% of 782?



5) What is 20% of 560?



PREVIEW

Gain complete access to the largest
collection of worksheets in all subjects!

Members, please
log in to
download this
worksheet.

Not a member?
Please sign up to
gain complete
access.

www.mathworksheets4kids.com