


Name : _____

Percent - Shaded Region


Sheet 1

Calculate the percentage of the shaded region for each figure.


1)




2)




3)




4)




5)




6)




7)



8)



9)



Name : _____


Answer key

Percent - Shaded Region

Sheet 1


Calculate the percentage of the shaded region for each figure.

1)




81%

2)




36%

3)




64%

4)




28%

5)




53%

6)




15%

7)




44%

8)



96%

9)



70%