


Name : \_\_\_\_\_

# Percent - Shaded Region

Sheet 4



Calculate the percentage of the shaded region for each figure.

1)




\_\_\_\_\_

2)



3)

4)




\_\_\_\_\_

**PREVIEW**  
Gain complete access to the largest collection of worksheets in all subjects!

Members, please log in to download this worksheet.


Not a member? Please sign up to gain complete access.

[www.mathworksheets4kids.com](http://www.mathworksheets4kids.com)




\_\_\_\_\_


7)



\_\_\_\_\_



\_\_\_\_\_



\_\_\_\_\_

Name : \_\_\_\_\_


## Answer key

# Percent - Shaded Region

Sheet 4


Calculate the percentage of the shaded region for each figure.

1)




38%

2)




3)




19%

4)




80%




98%


7)



51%



66%



45%

# PREVIEW

Gain complete access to the largest collection of worksheets in all subjects!

Members, please log in to download this worksheet.

Not a member? Please sign up to gain complete access.

[www.mathworksheets4kids.com](http://www.mathworksheets4kids.com)