


Name : _____

Percent - Shaded Region


Sheet 5

Calculate the percentage of the shaded region for each figure.


1)




2)



3)



4)




PREVIEW
Gain complete access to the largest collection of worksheets in all subjects!


Members, please log in to download this worksheet.


Not a member? Please sign up to gain complete access.


www.mathworksheets4kids.com



7)







Name : _____


Answer key

Percent - Shaded Region

Sheet 5


Calculate the percentage of the shaded region for each figure.

1)




49%

2)




25%

3)




33%

4)




61%


7)



86%



11%



74%

PREVIEW

Gain complete access to the largest collection of worksheets in all subjects!

Members, please log in to download this worksheet.

Not a member? Please sign up to gain complete access.

www.mathworksheets4kids.com