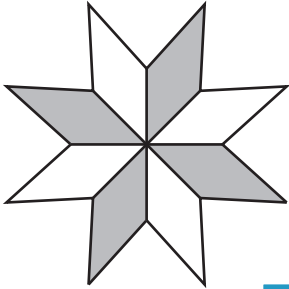


# Percent - Shapes

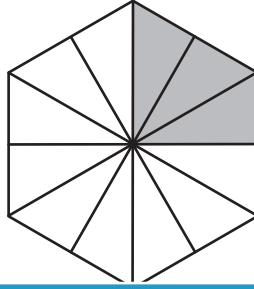
Calculate the percentage of the shaded region for each figure.

1)

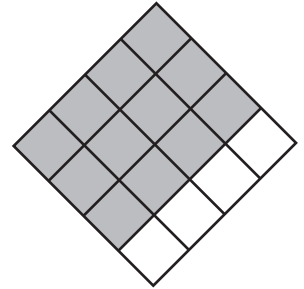


\_\_\_\_\_

2)




3)




\_\_\_\_\_

4)



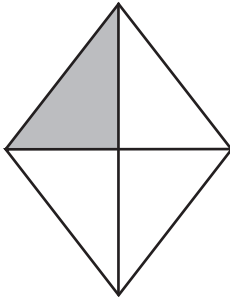
\_\_\_\_\_

5)

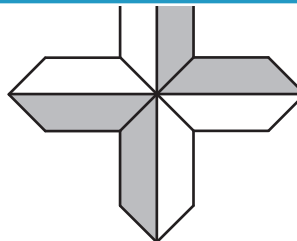


\_\_\_\_\_

7)

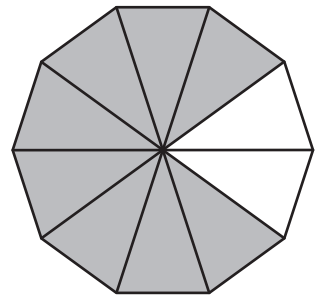


\_\_\_\_\_



\_\_\_\_\_

8)



\_\_\_\_\_

# PREVIEW

Gain complete access to the largest collection of worksheets in all subjects!

Members, please log in to download this worksheet.

Not a member? Please sign up to gain complete access.

[www.mathworksheets4kids.com](http://www.mathworksheets4kids.com)

Name : \_\_\_\_\_

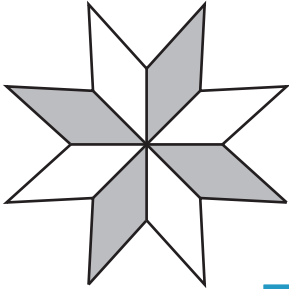
## Answer key

# Percent - Shapes

Sheet 2

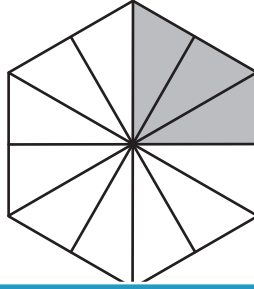
Calculate the percentage of the shaded region for each figure.

1)

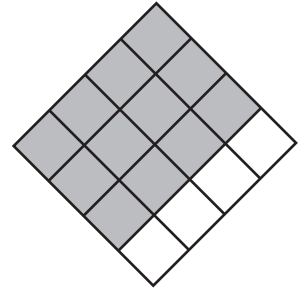


50%

2)

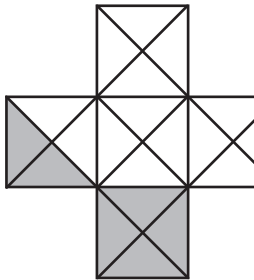


3)




75%

4)



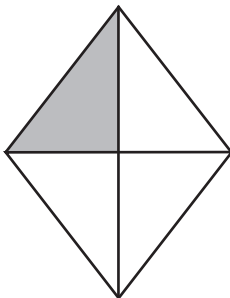
30%

5)



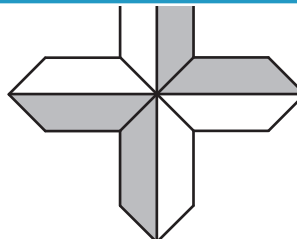
40%

6)

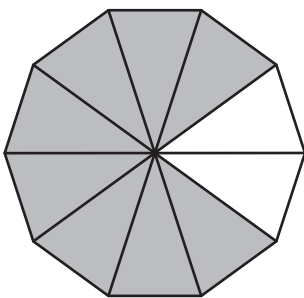


25%

7)



50%



80%

# PREVIEW

Gain complete access to the largest collection of worksheets in all subjects!

Members, please log in to download this worksheet.

Not a member? Please sign up to gain complete access.

[www.mathworksheets4kids.com](http://www.mathworksheets4kids.com)