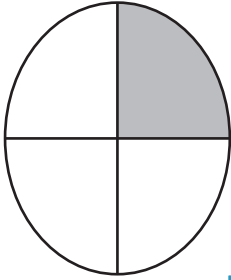


# Percent - Shapes

Calculate the percentage of the shaded region for each figure.

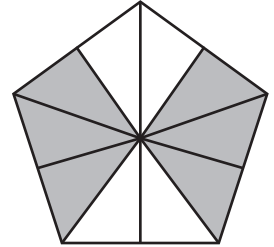
1)



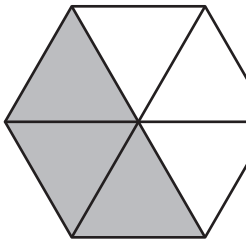
2)



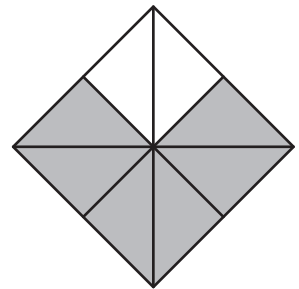
3)



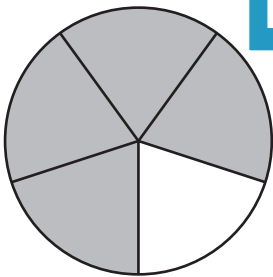
4)



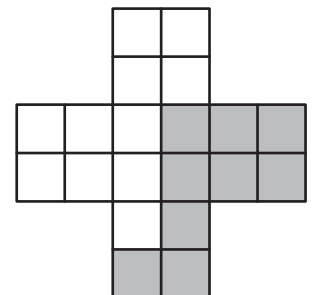

5)



7)



6)



## PREVIEW

Gain complete access to the largest collection of worksheets in all subjects!

Members, please log in to download this worksheet.

Not a member? Please sign up to gain complete access.

[www.mathworksheets4kids.com](http://www.mathworksheets4kids.com)

Name : \_\_\_\_\_

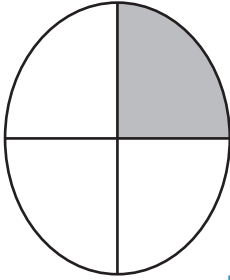
## Answer key

# Percent - Shapes

Sheet 4


Calculate the percentage of the shaded region for each figure.

1)



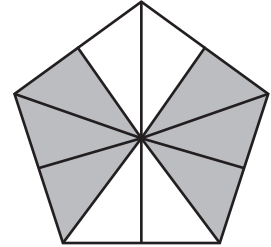
25%

2)



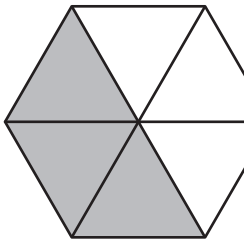
30%

3)



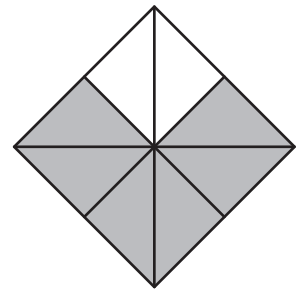
60%

4)



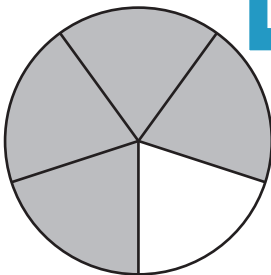
50%

5)



75%

7)

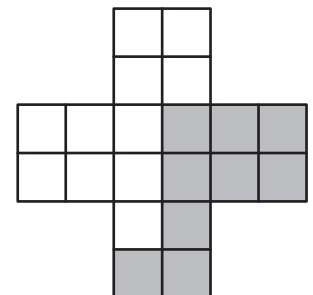


80%

8)



30%



45%

# PREVIEW

Gain complete access to the largest collection of worksheets in all subjects!

Members, please log in to download this worksheet.

Not a member? Please sign up to gain complete access.

[www.mathworksheets4kids.com](http://www.mathworksheets4kids.com)