


Name : _____

Pictograph - Fish Tank



Sheet 1

Elmer, Kathy, Javier and Julie are neighbors. The data shows the number of fish in each of their fish tank. Draw pictograph to represent the data and answer the questions.

Elmer	Kathy	Javier	Julie
16	20	12	24

Fish Tank	
Name	Number of Fish
Elmer	
Kathy	
Javier	
Julie	

Key


 = 4 Fish

- 1) Who has most fish? _____
- 2) Who has 16 fish? _____
- 3) How many fewer fish did Javier have than Kathy? _____
- 4) How many fish did Elmer and Julie have altogether? _____

Name : _____

Answer Key





Pictograph - Fish Tank



Sheet 1

Elmer, Kathy, Javier and Julie are neighbors. The data shows the number of fish in each of their fish tank. Draw pictograph to represent the data and answer the questions.

Elmer	Kathy	Javier	Julie
16	20	12	24

Fish Tank	
Name	Number of Fish
Elmer	
Kathy	
Javier	
Julie	

Key

 = 4 Fish

1) Who has most fish?

Julie

2) Who has 16 fish?

Elmer

3) How many fewer fish did Javier have than Kathy?

8

4) How many fish did Elmer and Julie have altogether?

40