

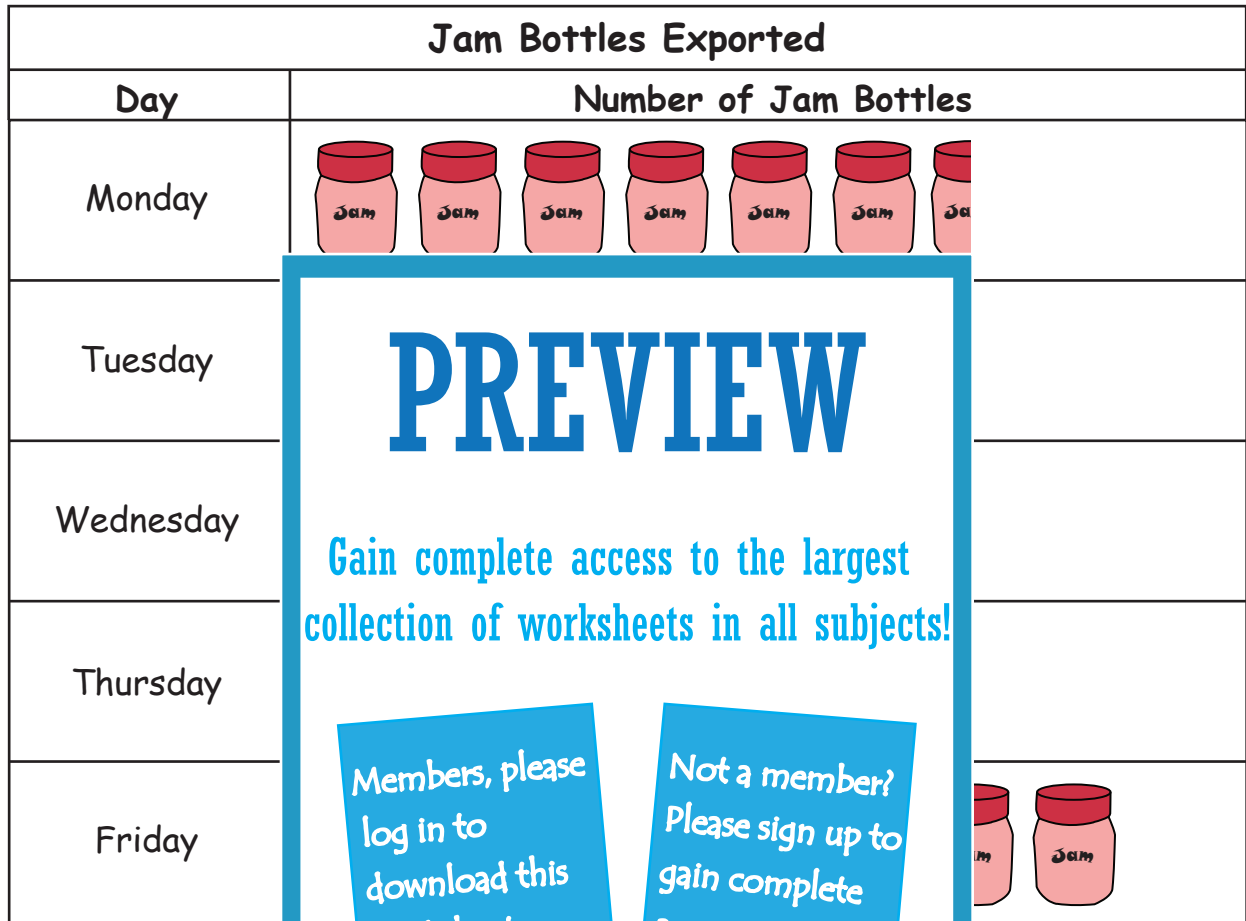
Name : _____

Pictograph - Jam Factory



Sheet 1

Teddy's Food Factory exports bottles of Jam. The pictograph shows the number of bottles exported each day. Use the information from the graph to answer the questions.



PREVIEW

Gain complete access to the largest collection of worksheets in all subjects!

Members, please log in to download this worksheet.

Not a member? Please sign up to gain complete access.



www.mathworksheets4kids.com

- 1) Which of the two days did they export fewer bottles of jam? _____
- 2) How many key images would represent 6600 bottles of jam? _____
- 3) How many more bottles of jam were exported on Friday than Monday? _____
- 4) How many bottles of jam were exported on Wednesday and Thursday altogether? _____
- 5) How many bottles did Teddy's Food Factory export each week? _____

Pictograph - Jam Factory



Teddy's Food Factory exports bottles of Jam. The pictograph shows the number of bottles exported each day. Use the information from the graph to answer the questions.

Jam Bottles Exported	
Day	Number of Jam Bottles
Monday	
Tuesday	
Wednesday	
Thursday	
Friday	

PREVIEW

Gain complete access to the largest collection of worksheets in all subjects!

Members, please log in to download this worksheet.

Not a member? Please sign up to gain complete access.

www.mathworksheets4kids.com

- 1) Which of the two days did they export fewer bottles of jam? Tuesday and Thursday
- 2) How many key images would represent 6600 bottles of jam? 11
- 3) How many more bottles of jam were exported on Friday than Monday? 900
- 4) How many bottles of jam were exported on Wednesday and Thursday altogether? 6,300
- 5) How many bottles did Teddy's Food Factory export each week? 17,400