









Name : \_\_\_\_\_

# Pictograph - Piggy Bank

Alice saved some money in her piggy bank. The tally chart shows the number of coins of each kind in the piggy bank. Using the key, draw the pictograph to show the information.

Piggy bank	
Coin	Number of Coins
 Penny	
	
	
	
	
Coin	Coins
Penny	
Nickel	
Dime	
Quarter	
Half dollar	


## PREVIEW

Gain complete access to the largest collection of worksheets in all subjects!

Members, please log in to download this worksheet.

Not a member? Please sign up to gain complete access.

[www.mathworksheets4kids.com](http://www.mathworksheets4kids.com)

















**Key**  
= 5 coins

Name : \_\_\_\_\_

**Answer Key**

**Pictograph - Piggy Bank**

Alice saved some money in her piggy bank. The tally chart shows the number of coins of each kind in the piggy bank. Using the key, draw the pictograph to show the information.

Piggy bank	
Coin	Number of Coins
 Penny	
	
	
	
	
Co	Coins
Pen	
Nic	
Dime	
Quarter	    
Half dollar	  

PREVIEW

Gain complete access to the largest collection of worksheets in all subjects!

Members, please log in to download this worksheet.

Not a member? Please sign up to gain complete access.

[www.mathworksheets4kids.com](http://www.mathworksheets4kids.com)

**Key**  
 = 5 coins