Name : _____ Score : _____

Pie Graph - Kevin's Activity

Kevin's mom observed his activity for a day. She recorded the data in a table. Use this information and construct a pie graph.

Activity	Hours	Degrees
School	6	
Meal	2	
Sleep	8	

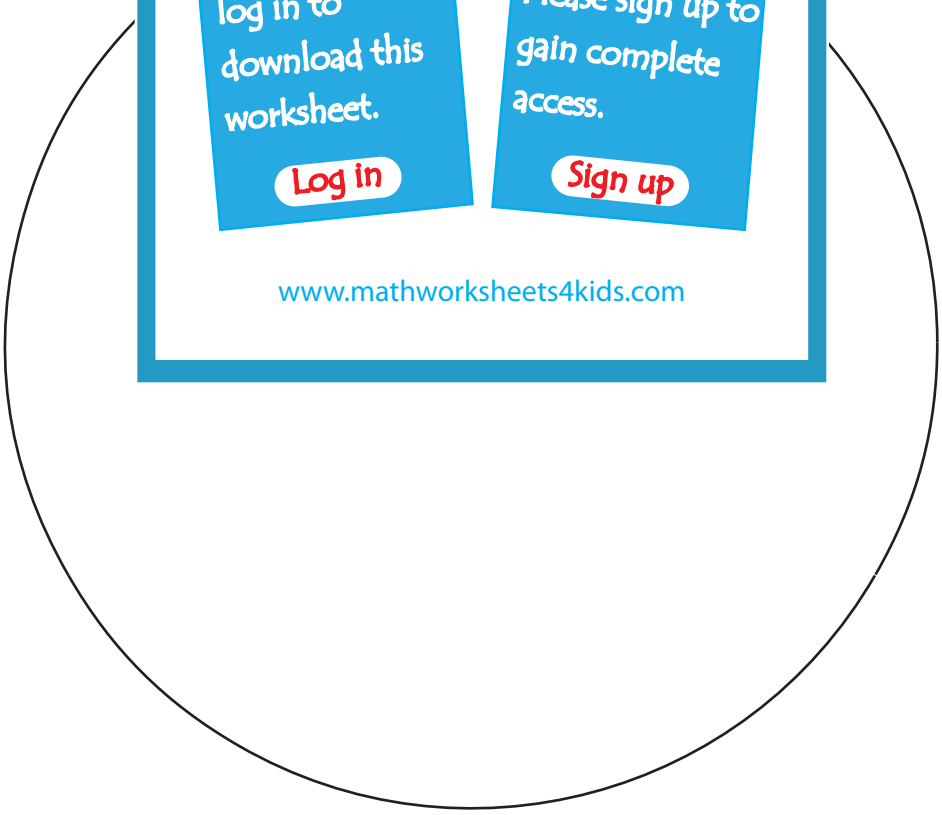

PREVIEW

Access the largest collection of worksheets for just $19.95 per year!

Members, please log in to download this worksheet.

Log in

Not a member? Please sign up to gain complete access.

Sign up

www.mathworksheets4kids.com

Name : _____ Score : _____

Answer key

Pie Graph - Kevin's Activity

Kevin's mom observed his activity for a day. She recorded the data in a table. Use this information and construct a pie graph. (Drawings may vary)

Activity	Hours	Degrees
School	6	90^0
Meal	2	30^0
Sleep	8	120^0

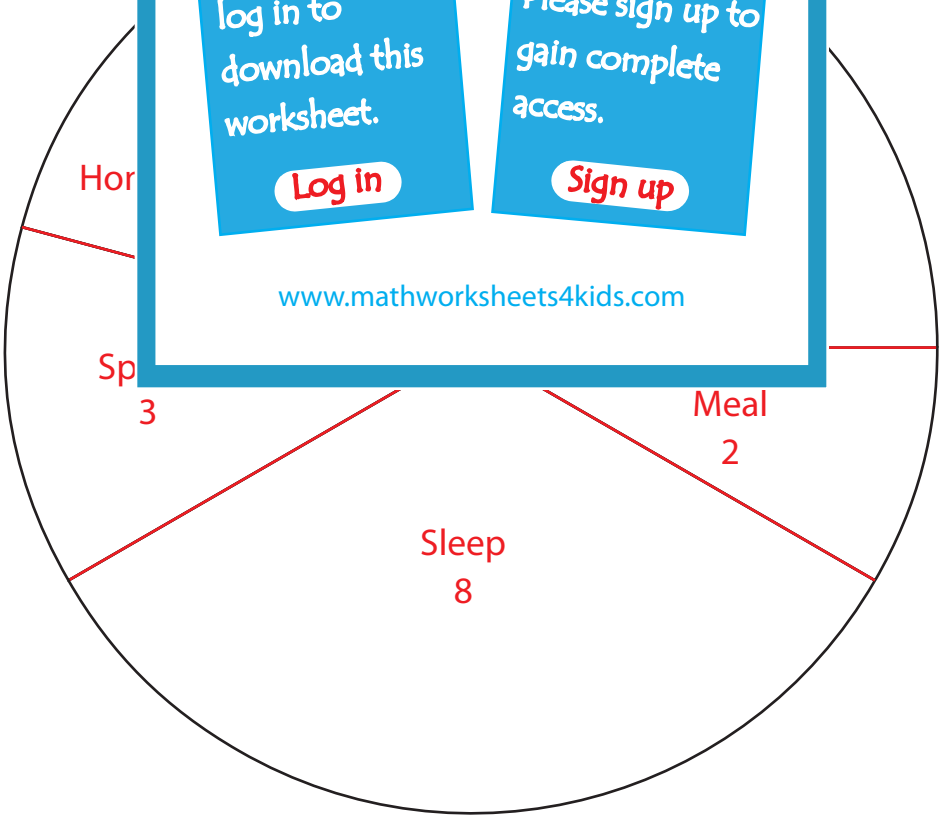

PREVIEW

Access the largest collection of worksheets for just $19.95 per year!

Members, please log in to download this worksheet.

Log in

Not a member? Please sign up to gain complete access.

Sign up

www.mathworksheets4kids.com

Name : _____ Score : _____

Pie Graph - Favorite City

Cinderella took a survey among her friends, family and neighbors on their favorite among the six cities. Use this information and construct a pie graph.

Name of the City	No. of Students	Degrees
Newyork	22	
Los Angles	18	
Chicago	10	
L		
Ph		

PREVIEW

Access the largest collection of worksheets for just $19.95 per year!

Members, please log in to download this worksheet.

Log in

Not a member? Please sign up to gain complete access.

Sign up

www.mathworksheets4kids.com

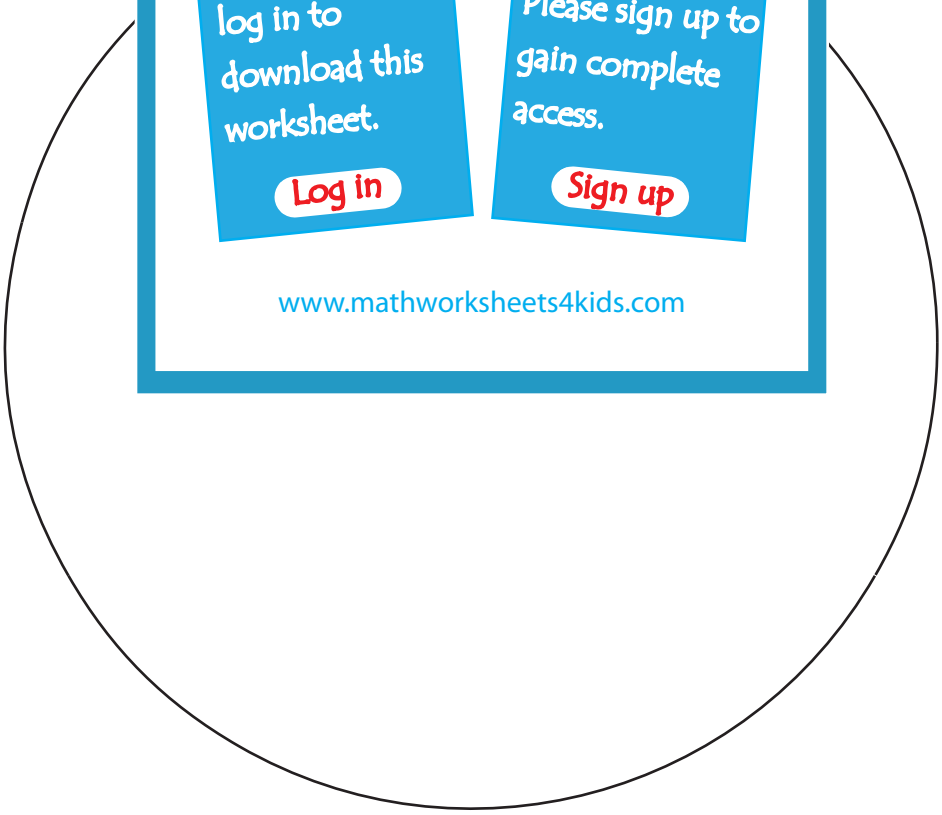

Name : _____ Score : _____

Answer key

Pie Graph - Favorite City

Cinderella took a survey among her friends, family and neighbors on their favorite among the six cities. Use this information and construct a pie graph.
(Drawings may vary)

Name of the City	No. of Students	Degrees
Newyork	22	110^0
Los Angles	18	90^0
Chicago	10	50^0
L		
Ph		

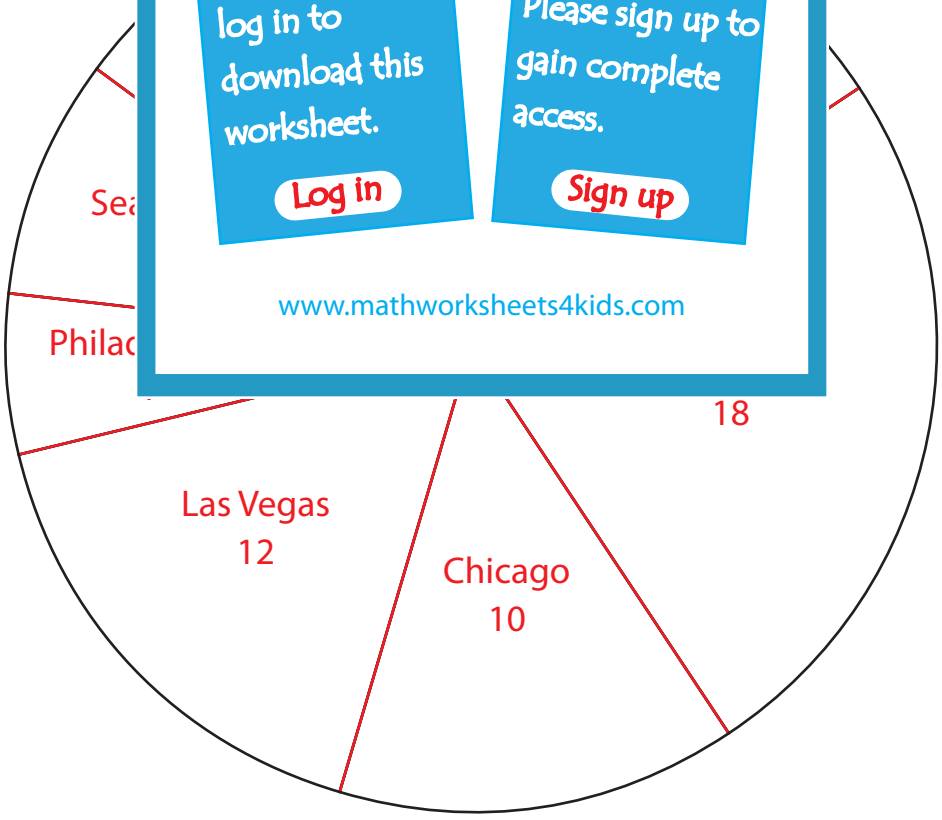

PREVIEW

Access the largest collection of worksheets for just $19.95 per year!

Members, please log in to download this worksheet.
Log in

Not a member? Please sign up to gain complete access.
Sign up

www.mathworksheets4kids.com

Name : _____ Score : _____

Pie Graph - Basketball Goals

Mr. Sam, a basketball coach made a data on the number of goals made by each player during practice. Use this information and construct a pie graph.

Name of the player	No. of goals	Degrees
Stephen	8	
Frank	5	
Peter	10	

PREVIEW

Access the largest collection of worksheets for just $19.95 per year!

Members, please log in to download this worksheet.

Log in

Not a member? Please sign up to gain complete access.

Sign up

www.mathworksheets4kids.com

Name : _____ Score : _____

Answer key

Pie Graph - Basketball Goals

Mr. Sam, a basketball coach made a data on the number of goals made by each player during practice. Use this information and construct a pie graph.
(Drawings may vary)

Name of the player	No. of goals	Degrees
Stephen	8	80^0
Frank	5	50^0
Peter	10	100^0

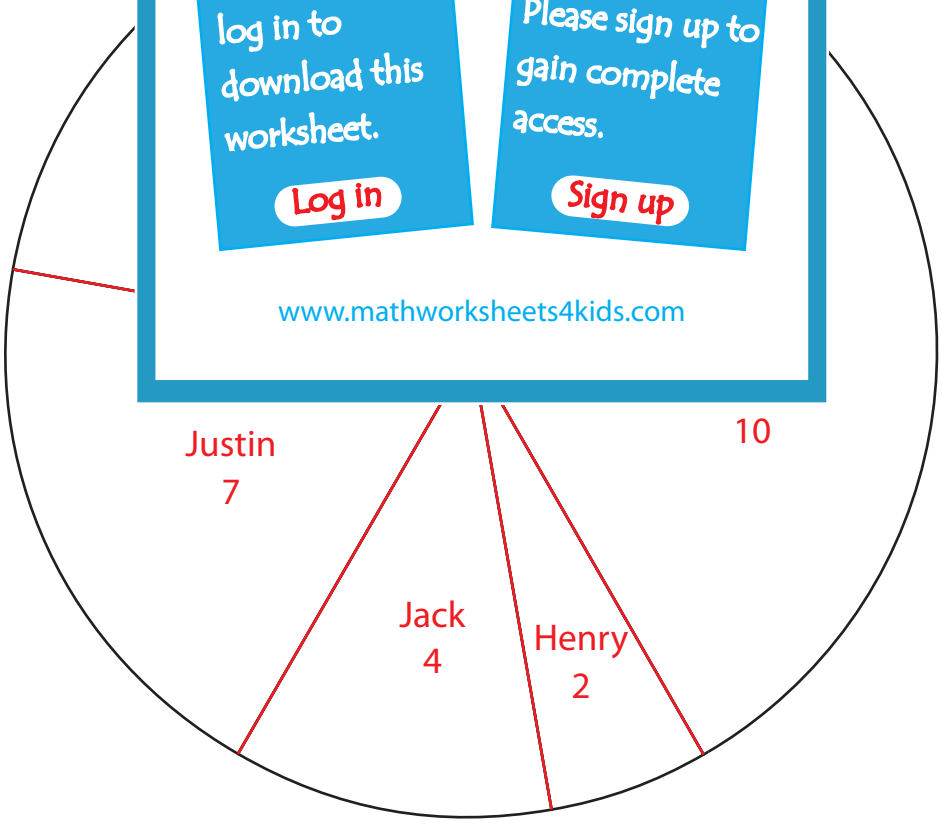

PREVIEW

Access the largest collection of worksheets for just $19.95 per year!

Members, please log in to download this worksheet.
Log in

Not a member? Please sign up to gain complete access.
Sign up

www.mathworksheets4kids.com