

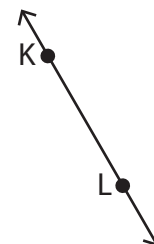
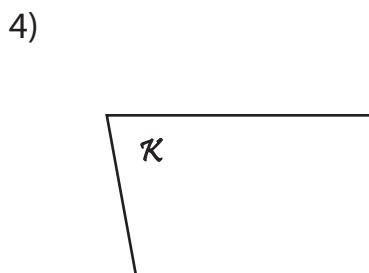
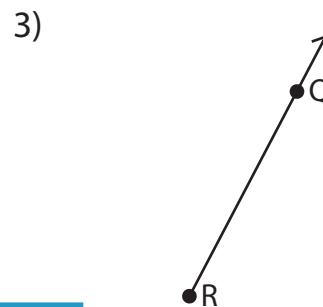
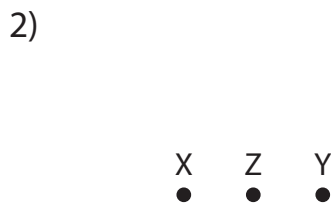
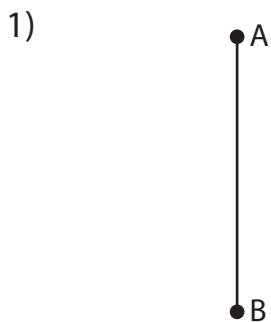
Name : _____

Points, Lines and Planes

Sheet 2

Part - A

Name each figure using symbols.



PREVIEW

Gain complete access to the largest collection of worksheets in all subjects!

Members, please log in to download this worksheet.

Not a member? Please sign up to gain complete access.

www.mathworksheets4kids.com

Draw and label each of



Name : _____

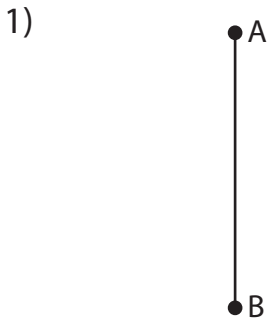
Answer Key

Points, Lines and Planes

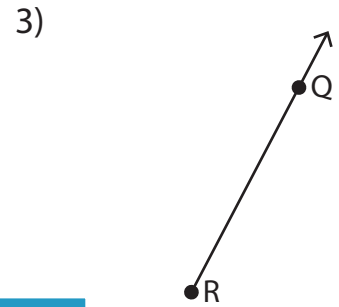
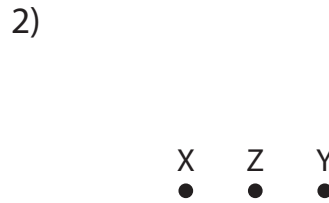
Sheet 2

Part - A

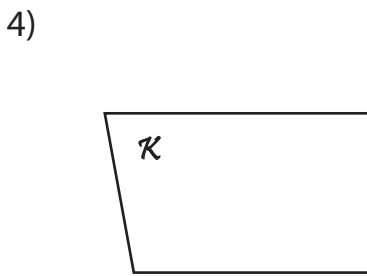
Name each figure using symbols.



\overline{AB} or \overline{BA}



\overleftrightarrow{RQ}



Plane κ

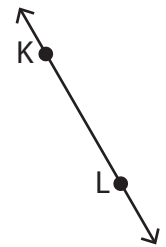
PREVIEW

Gain complete access to the largest collection of worksheets in all subjects!

Members, please log in to download this worksheet.

Not a member? Please sign up to gain complete access.

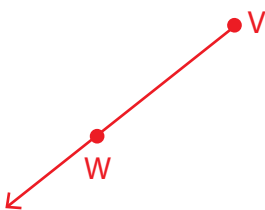
www.mathworksheets4kids.com



\overleftrightarrow{KL} or \overleftrightarrow{LK}

Draw and label each of

1) \overleftrightarrow{VW}



2) \overleftrightarrow{MN}

