

Name : \_\_\_\_\_

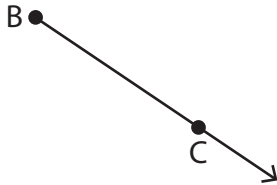
# Points, Lines and Planes

Sheet 3

## Part - A

Name each figure using symbols.

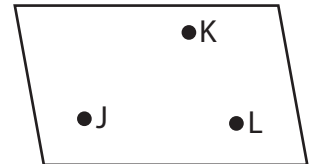
1)





2)



3)



4)



# PREVIEW

Gain complete access to the largest collection of worksheets in all subjects!

Members, please log in to download this worksheet.

Not a member? Please sign up to gain complete access.

[www.mathworksheets4kids.com](http://www.mathworksheets4kids.com)

Draw and label each of

1) Plane  $\mathcal{N}$

$\overline{PQ}$

Name : \_\_\_\_\_

**Answer Key**

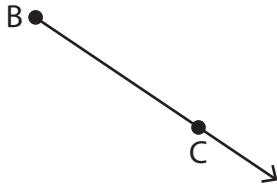
**Points, Lines and Planes**

Sheet 3

**Part - A**

Name each figure using symbols.

1)

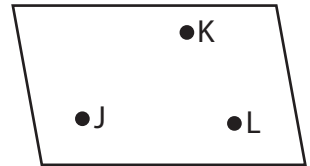


$\overline{BC}$

2)




3)

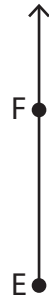


Plane JKL

4)



Points M and N



$\overrightarrow{EF}$

**PREVIEW**

Gain complete access to the largest collection of worksheets in all subjects!

Members, please log in to download this worksheet.

Not a member? Please sign up to gain complete access.

[www.mathworksheets4kids.com](http://www.mathworksheets4kids.com)

Draw and label each of

1) Plane  $\mathcal{N}$



$\overline{PQ}$

