

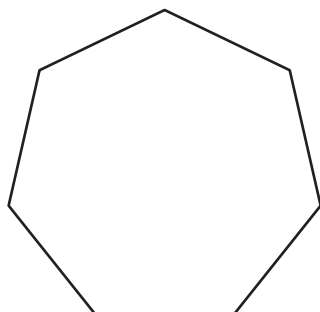
Name : \_\_\_\_\_

## Interior Angle

MS4

Find the interior angle of each regular polygon. Round your answer to the nearest tenth.

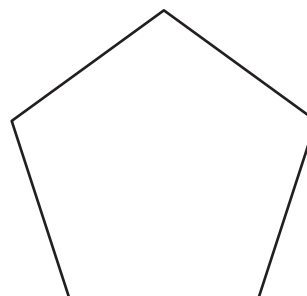
1)



Sum of the interior angles = \_\_\_\_\_

Each interior angle = \_\_\_\_\_

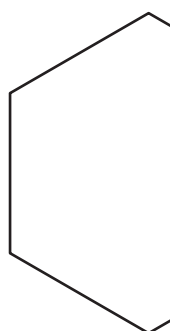
2)



Sum of the interior angles = \_\_\_\_\_

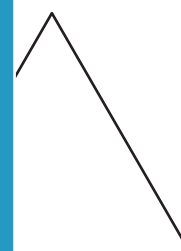
Each interior angle = \_\_\_\_\_

3)



Sum of the interior angles = \_\_\_\_\_

Each interior angle = \_\_\_\_\_



Sum of the interior angles = \_\_\_\_\_

Each interior angle = \_\_\_\_\_

5) regular 19-gon

Sum of the interior angles = \_\_\_\_\_

Each interior angle = \_\_\_\_\_

7) regular 15-gon

Sum of the interior angles = \_\_\_\_\_

Each interior angle = \_\_\_\_\_

8) regular 20-gon

Sum of the interior angles = \_\_\_\_\_

Each interior angle = \_\_\_\_\_

# PREVIEW

Gain complete access to the largest collection of worksheets in all subjects!

Members, please log in to download this worksheet.

Not a member? Please sign up to gain complete access.

[www.mathworksheets4kids.com](http://www.mathworksheets4kids.com)