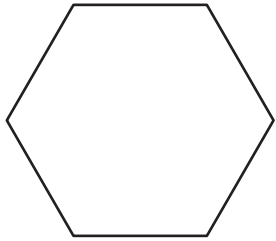


# Convex & Concave Polygons

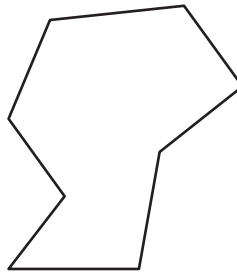
Classify each polygon as convex or concave.

1)



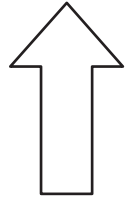
\_\_\_\_\_

2)




\_\_\_\_\_

3)



\_\_\_\_\_

4)



\_\_\_\_\_

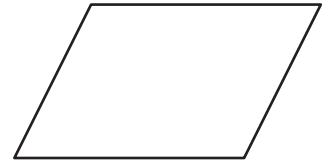
# PREVIEW

Gain complete access to the largest collection of worksheets in all subjects!

Members, please log in to download this worksheet.

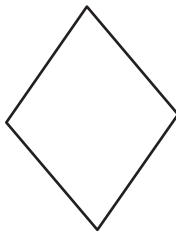
Not a member? Please sign up to gain complete access.

[www.mathworksheets4kids.com](http://www.mathworksheets4kids.com)

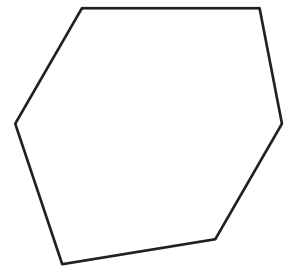


\_\_\_\_\_

7)

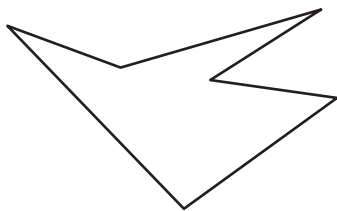


\_\_\_\_\_



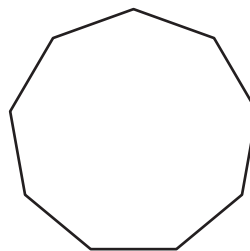
\_\_\_\_\_

10)



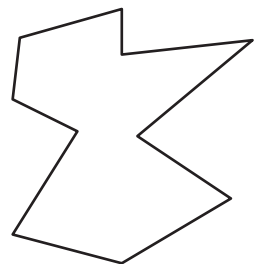
\_\_\_\_\_

11)



\_\_\_\_\_

12)

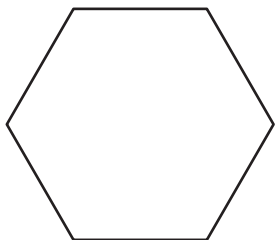


\_\_\_\_\_

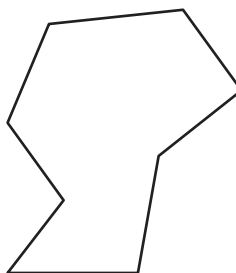
**Convex & Concave Polygons**

Classify each polygon as convex or concave.

1)

**convex**


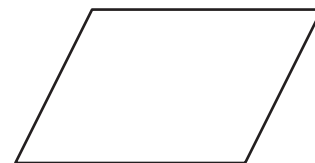
2)

**concave**

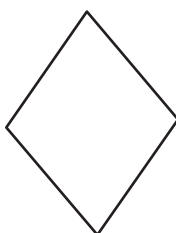
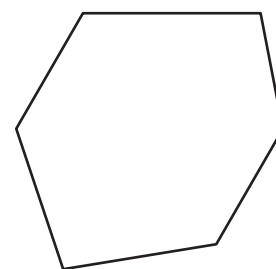
3)

**concave**

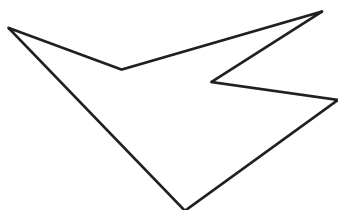
4)

**concave****PREVIEW**Gain complete access to the largest  
collection of worksheets in all subjects!Members, please  
log in to  
download this  
worksheet.Not a member?  
Please sign up to  
gain complete  
access.[www.mathworksheets4kids.com](http://www.mathworksheets4kids.com)**convex**

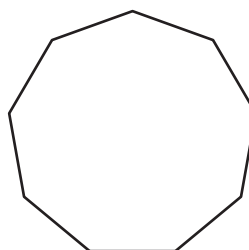
7)

**convex****convex**

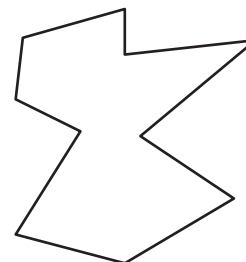
10)

**concave**

11)

**convex**

12)

**concave**