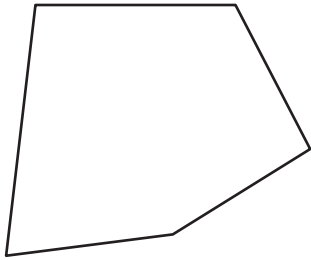


# Simple & Complex Polygons

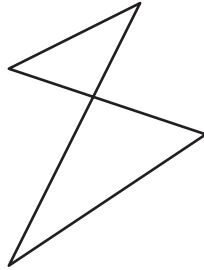
Classify each polygon as simple or complex.

1)



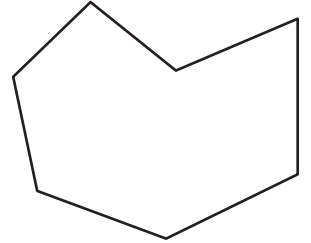
\_\_\_\_\_

2)




\_\_\_\_\_

3)



\_\_\_\_\_

4)



\_\_\_\_\_


**PREVIEW**

Gain complete access to the largest collection of worksheets in all subjects!

Members, please log in to download this worksheet.

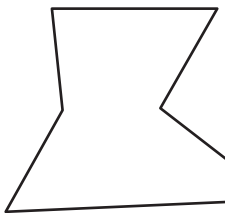
Not a member? Please sign up to gain complete access.

[www.mathworksheets4kids.com](http://www.mathworksheets4kids.com)

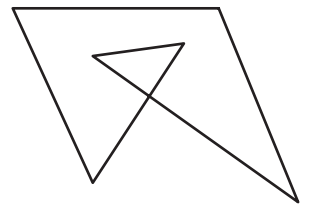


\_\_\_\_\_

7)




\_\_\_\_\_



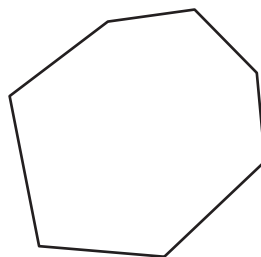
\_\_\_\_\_

10)




\_\_\_\_\_

11)



\_\_\_\_\_

12)

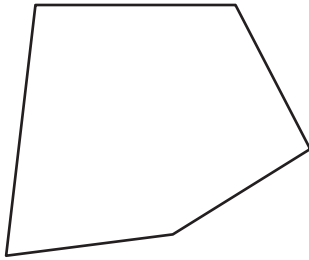


\_\_\_\_\_

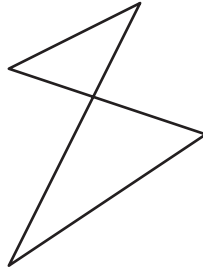
**Simple & Complex Polygons**

Classify each polygon as simple or complex.

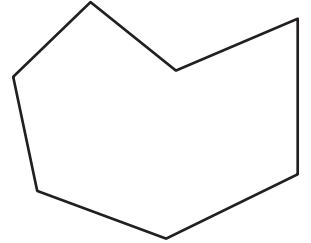
1)

**simple**



2)

**complex**

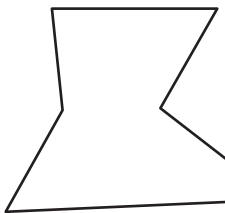
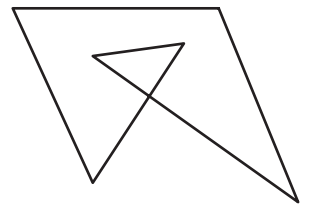
3)

**simple**


4)

**complex****PREVIEW**Gain complete access to the largest  
collection of worksheets in all subjects!Members, please  
log in to  
download this  
worksheet.Not a member?  
Please sign up to  
gain complete  
access.[www.mathworksheets4kids.com](http://www.mathworksheets4kids.com)**simple**

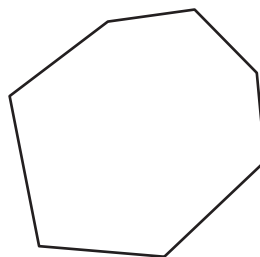
7)

**simple****complex**


10)

**complex**

11)

**simple**

12)

**complex**