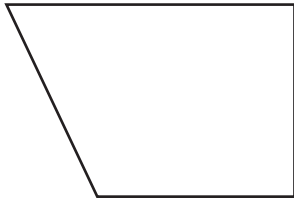


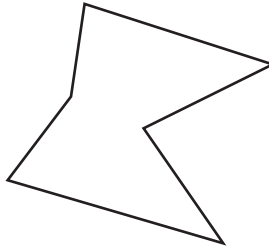
Identifying Polygons

Write **polygon** or **not a polygon**.

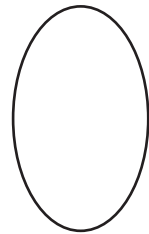
1)



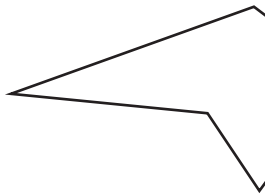
2)



3)



4)



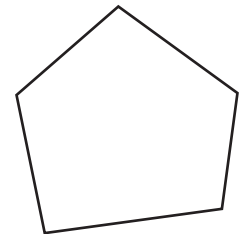
PREVIEW

Access the largest collection of worksheets for just **\$19.95** per year!


Members, please log in to download this worksheet. **Log in**

Not a member? Please sign up to gain complete access. **Sign up**

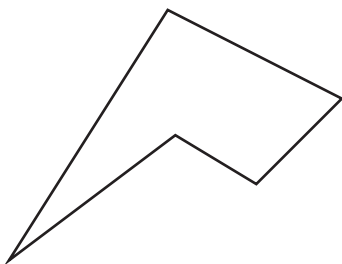
www.mathworksheets4kids.com



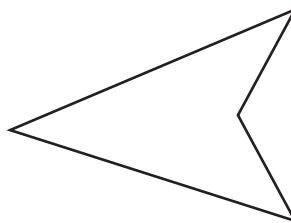
7)



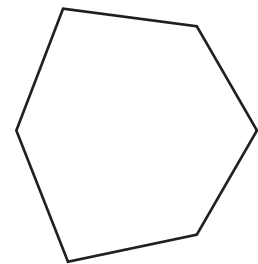
10)



11)



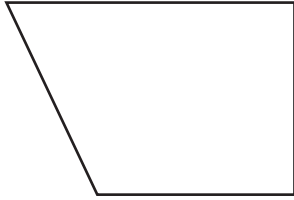
12)



Identifying Polygons

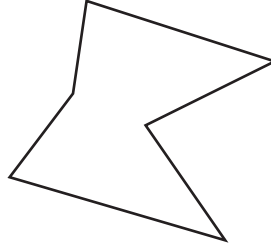
Write **polygon** or **not a polygon**.

1)



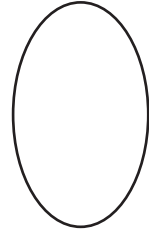
polygon

2)



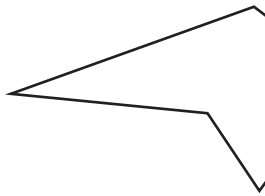
polygon

3)



not a polygon

4)



polygon

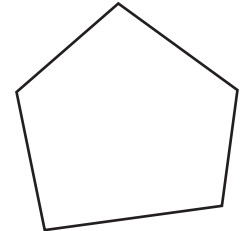
PREVIEW

Access the largest collection of worksheets for just **\$19.95** per year!

Members, please log in to download this worksheet. **Log in**

Not a member? Please sign up to gain complete access. **Sign up**

www.mathworksheets4kids.com




polygon

7)

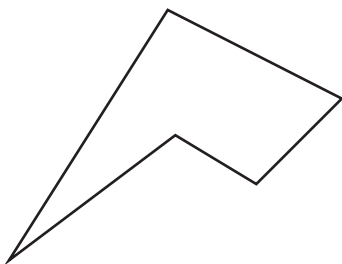


not a polygon



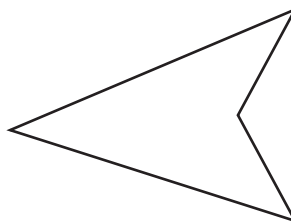
not a polygon

10)



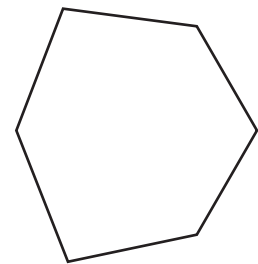
polygon

11)



polygon

12)



polygon