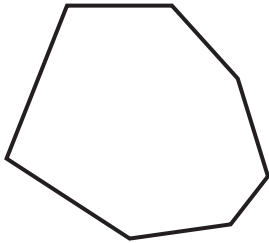


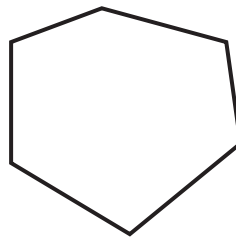
**Identifying Shapes**

Write regular or irregular below each polygon.

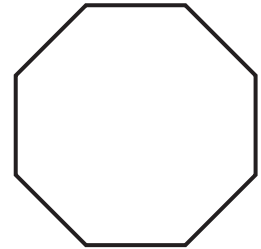
1)



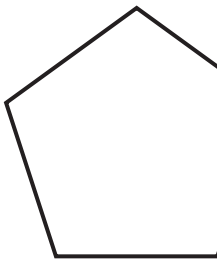
2)



3)



4)



**PREVIEW**

Access the largest collection of worksheets for just **\$19.95** per year!

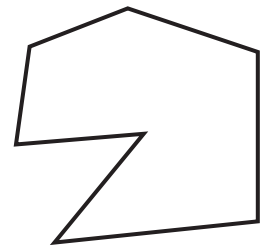
Members, please log in to download this worksheet.

**Log in**

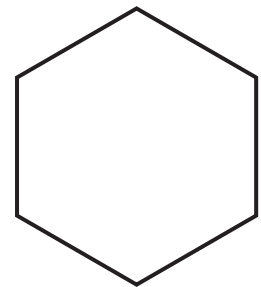
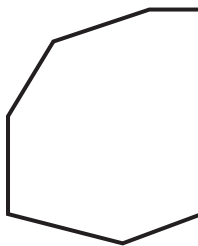
Not a member? Please sign up to gain complete access.

**Sign up**


[www.mathworksheets4kids.com](http://www.mathworksheets4kids.com)



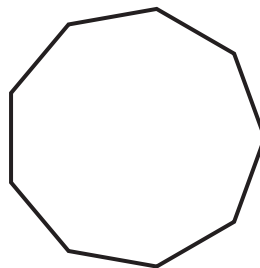
7)




10)



11)



12)

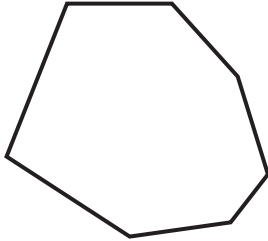


**Identifying Shapes**

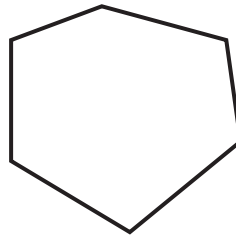
Sheet 3

Write regular or irregular below each polygon.

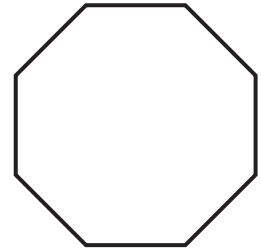
1)

**Irregular**

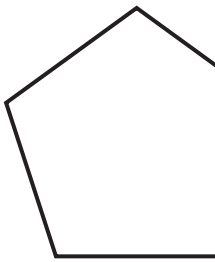
2)

**Regular**

3)



4)

**Regular****PREVIEW**

Access the largest collection of  
worksheets for just **\$19.95** per year!

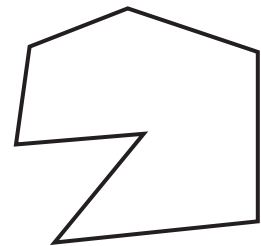
Members, please  
log in to  
download this  
worksheet.

**Log in**

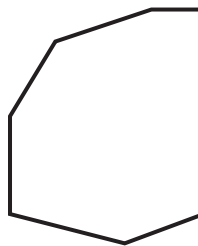
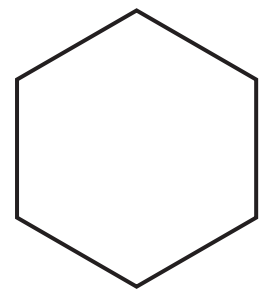
Not a member?  
Please sign up to  
gain complete  
access.

**Sign up**


[www.mathworksheets4kids.com](http://www.mathworksheets4kids.com)

**Irregular**

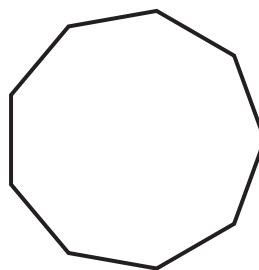
7)

**Irregular****Regular**


10)

**Irregular**

11)

**Regular**

12)

**Irregular**