

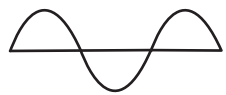
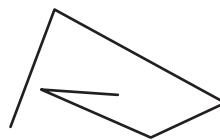
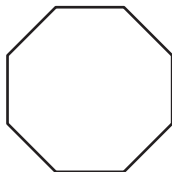

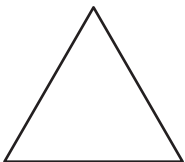
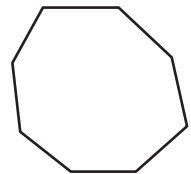
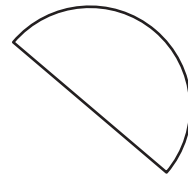
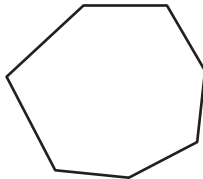
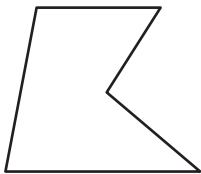
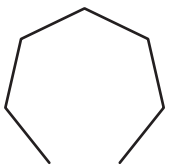
Name : _____

Polygon vs Not a polygon

Sheet 2

Cut out the pictures and glue them in the correct column.

Polygon	Not a polygon
<div data-bbox="445 750 1139 1673" style="border: 2px solid blue; padding: 20px;"><h1 style="margin: 0;">PREVIEW</h1><p style="margin: 10px 0;">Gain complete access to the largest collection of worksheets in all subjects!</p><div style="display: flex; justify-content: space-around; margin: 10px 0;"><div data-bbox="501 1196 786 1516" style="background-color: #007bff; color: white; padding: 10px; transform: rotate(-2deg);">Members, please log in to download this worksheet.</div><div data-bbox="802 1196 1088 1516" style="background-color: #007bff; color: white; padding: 10px; transform: rotate(2deg);">Not a member? Please sign up to gain complete access.</div></div><p style="margin: 10px 0;">www.mathworksheets4kids.com</p></div>	



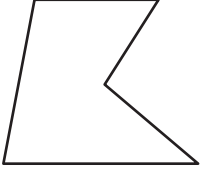



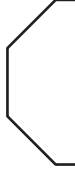
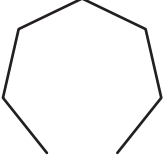


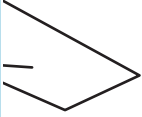
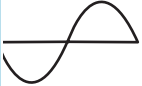
Name : _____

Answer key

Polygon vs Not a polygon

Sheet 2

Cut out the pictures and glue them in the correct column.

Polygon	Not a polygon
    	    

PREVIEW

Gain complete access to the largest collection of worksheets in all subjects!

Members, please log in to download this worksheet.

Not a member? Please sign up to gain complete access.

www.mathworksheets4kids.com