

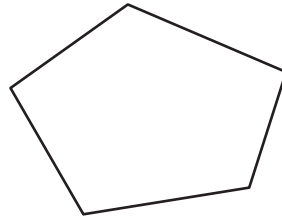
Identifying Polygons

Write whether each figure is a polygon or not a polygon.

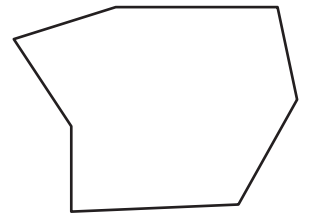
1)



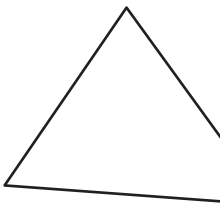
2)



3)



4)




PREVIEW

Gain complete access to the largest collection of worksheets in all subjects!

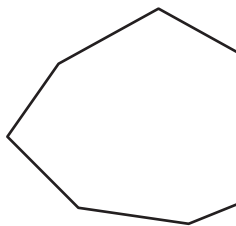
Members, please log in to download this worksheet.

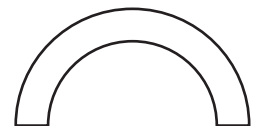
Not a member? Please sign up to gain complete access.

www.mathworksheets4kids.com

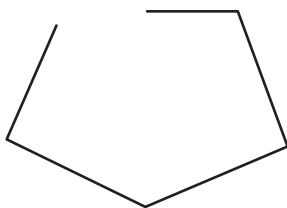


7)

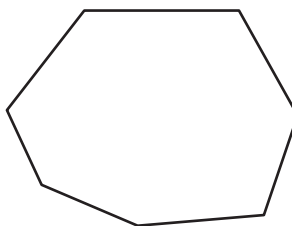




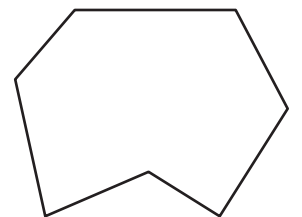
10)



11)



12)



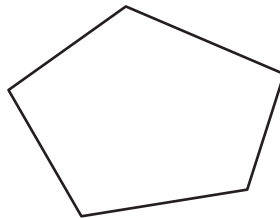
Identifying Polygons

Write whether each figure is a polygon or not a polygon.

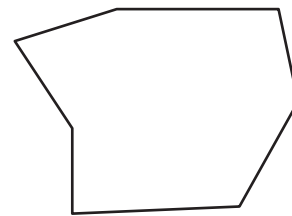
1)

**not a polygon**

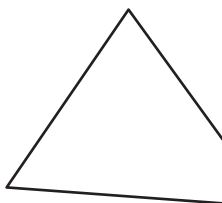
2)

**polygon**

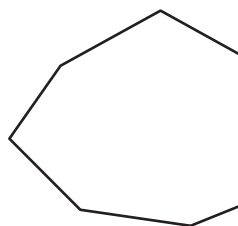
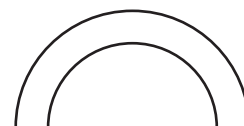
3)

**polygon**

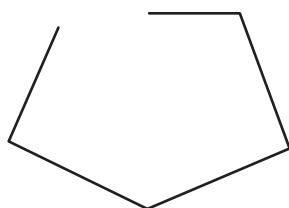
4)

**polygon****PREVIEW**Gain complete access to the largest
collection of worksheets in all subjects!Members, please
log in to
download this
worksheet.Not a member?
Please sign up to
gain complete
access.www.mathworksheets4kids.com**not a polygon**

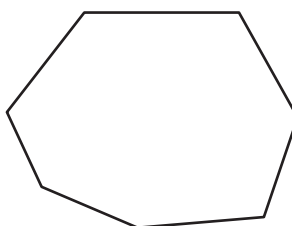
7)

**polygon****not a polygon**

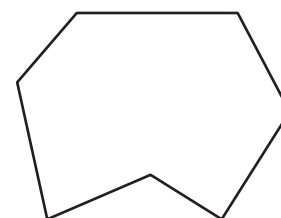
10)

**not a polygon**

11)

**polygon**

12)

**polygon**