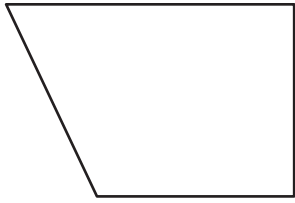


# Identifying Polygons

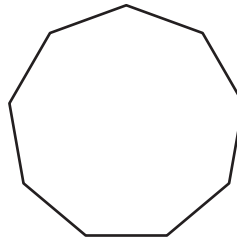
Write whether each figure is a polygon or not a polygon.

1)



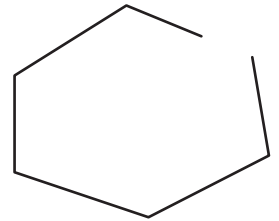
\_\_\_\_\_

2)



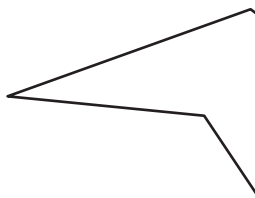
\_\_\_\_\_

3)



\_\_\_\_\_

4)



\_\_\_\_\_

## PREVIEW

Gain complete access to the largest collection of worksheets in all subjects!

Members, please log in to download this worksheet.

Not a member? Please sign up to gain complete access.

[www.mathworksheets4kids.com](http://www.mathworksheets4kids.com)



\_\_\_\_\_

7)

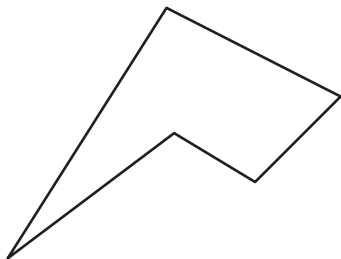


\_\_\_\_\_



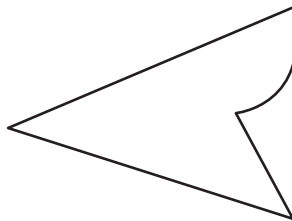
\_\_\_\_\_

10)



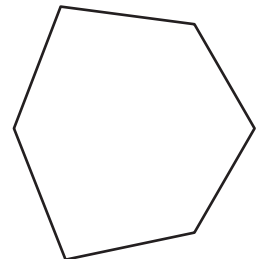
\_\_\_\_\_

11)



\_\_\_\_\_

12)

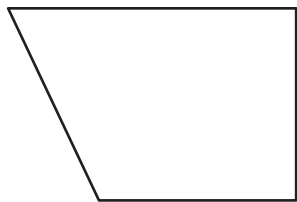


\_\_\_\_\_

**Identifying Polygons**

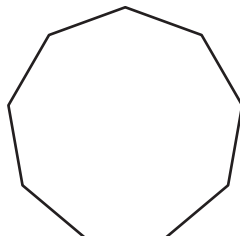
Write whether each figure is a polygon or not a polygon.

1)



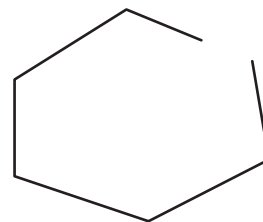
**polygon**

2)



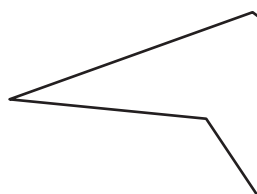
**polygon**

3)



**not a polygon**

4)



**polygon**

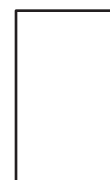
# PREVIEW

Gain complete access to the largest collection of worksheets in all subjects!

Members, please log in to download this worksheet.

Not a member? Please sign up to gain complete access.

[www.mathworksheets4kids.com](http://www.mathworksheets4kids.com)



**polygon**

7)

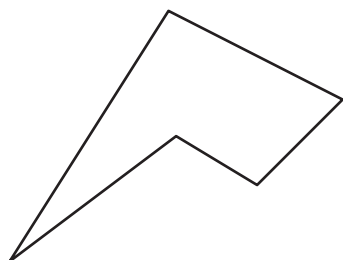


**not a polygon**



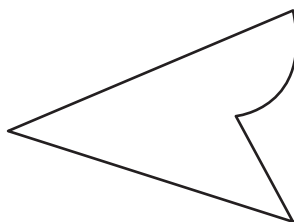
**not a polygon**

10)



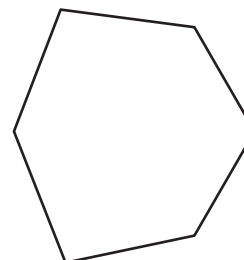
**polygon**

11)



**not a polygon**

12)



**polygon**