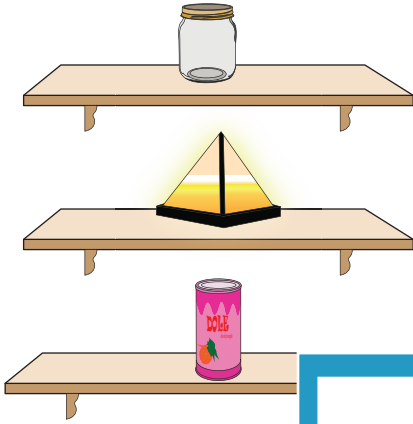


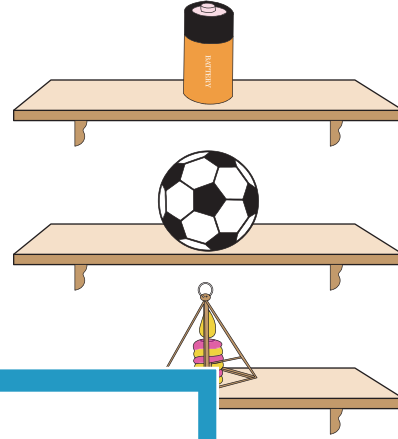
Name : _____

Above and Below

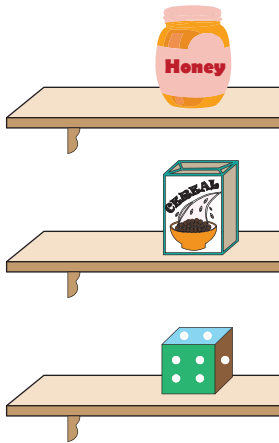
- 1) Check the object that is below the object shaped like a pyramid.



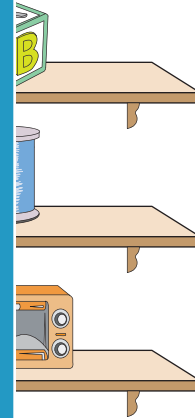
- 2) Check the object that is above the object shaped like a sphere.




- 3) Check the object that is below the object shaped like a cylinder.



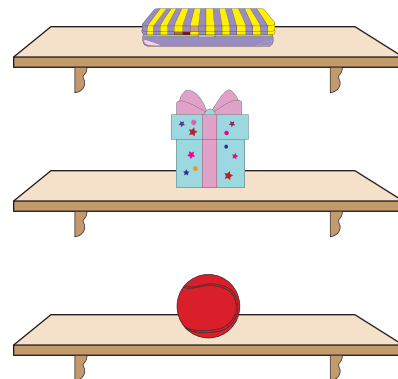
- 4) Check the object that is below the object shaped like a cylinder.



- 5) Check the object that is below the object shaped like a cylinder.



- 6) Check the object that is above the object shaped like a cube.



PREVIEW

Gain complete access to the largest collection of worksheets in all subjects!

Members, please log in to download this worksheet.

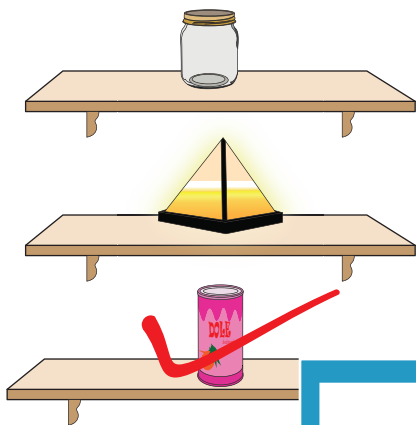
Not a member? Please sign up to gain complete access.

www.mathworksheets4kids.com

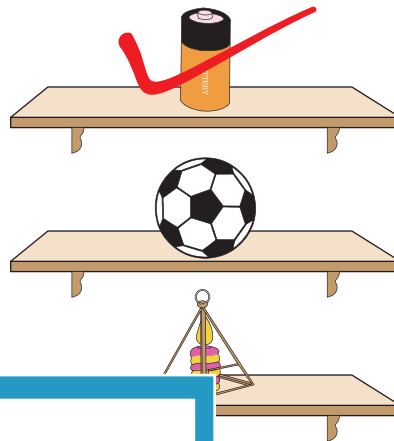
Name : _____

Above and Below


- 1) Check the object that is below the object shaped like a pyramid.



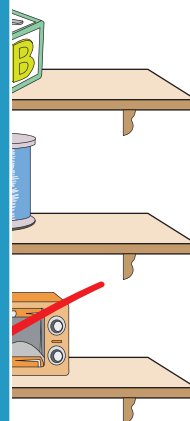
- 2) Check the object that is above the object shaped like a sphere.



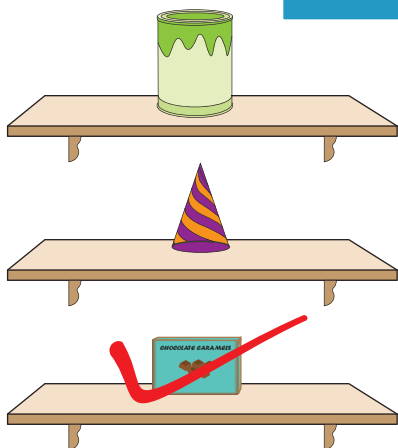
- 3) Check the object that is below the object shaped like a cylinder.



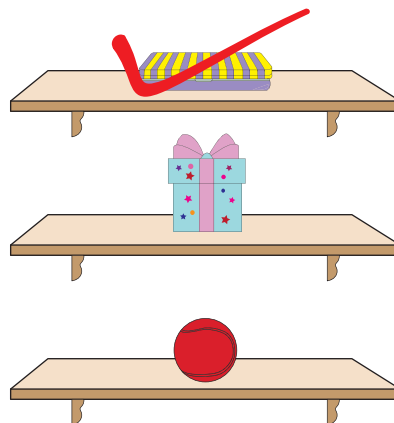
- 4) Check the object that is below the object shaped like a cylinder.



- 5) Check the object that is below the object shaped like a cylinder.



- 6) Check the object that is above the object shaped like a cube.



PREVIEW

Gain complete access to the largest collection of worksheets in all subjects!

Members, please log in to download this worksheet.

Not a member? Please sign up to gain complete access.

www.mathworksheets4kids.com