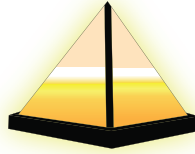
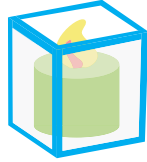


Name : _____

Before and After

1) Circle the object that is after the object shaped like a cube.



2) Circle the object that is before the object shaped like a sphere.



PREVIEW

Gain complete access to the largest collection of worksheets in all subjects!

Members, please log in to download this worksheet.

Not a member? Please sign up to gain complete access.

www.mathworksheets4kids.com




3) Circle the object that

Gain complete access to the largest

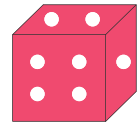
e.

collection of worksheets in all subjects!


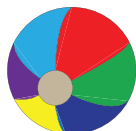


4) Circle the object that

pyramid.



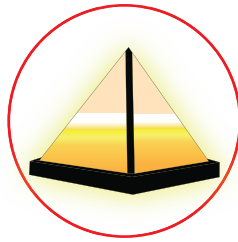
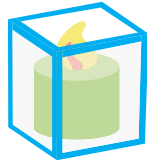
5) Circle the object that is after the object shaped like a cylinder.



Name : _____

Before and After

1) Circle the object that is after the object shaped like a cube.



2) Circle the object that is before the object shaped like a sphere.



PREVIEW

Gain complete access to the largest collection of worksheets in all subjects!


Members, please log in to download this worksheet.

Not a member? Please sign up to gain complete access.

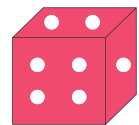
www.mathworksheets4kids.com



3) Circle the object that is before the object shaped like a cylinder.



4) Circle the object that is after the object shaped like a pyramid.



5) Circle the object that is after the object shaped like a cylinder.

