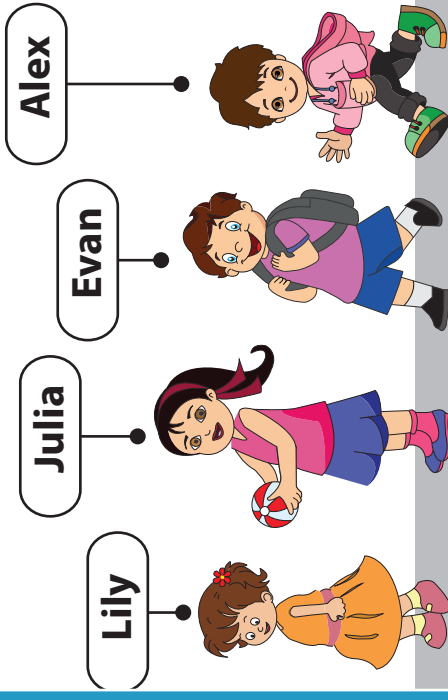
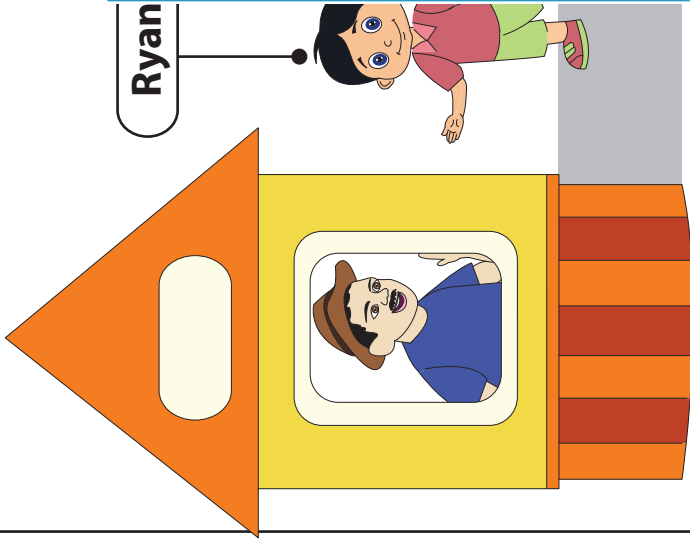


Name : \_\_\_\_\_

## Before, After, and Between

Observe the position of each child in the group, and answer the questions that follow.



**PREVIEW**

Gain complete access to the largest collection of worksheets in all subjects!

Members, please log in to download this worksheet.

Not a member? Please sign up to gain complete access.

[www.mathworksheets4kids.com](http://www.mathworksheets4kids.com)

1) Ella is \_\_\_\_\_ Jack

7) Ava is \_\_\_\_\_ Kylo.

2) Ava is \_\_\_\_\_ Lily.

5) Jack is \_\_\_\_\_ Ella.

8) Mia is \_\_\_\_\_ Ryan and Jack.

3) Mia is \_\_\_\_\_ Ryan.

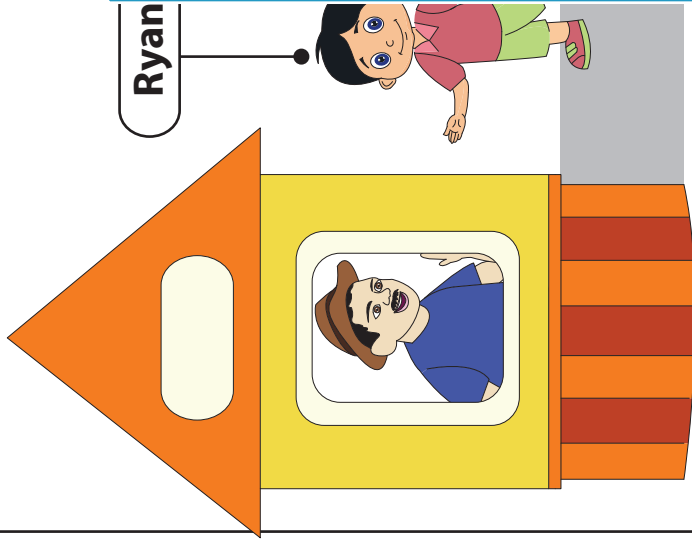
6) Evan is \_\_\_\_\_ Julia and Alex.

9) Julia is \_\_\_\_\_ Lily.

Name : \_\_\_\_\_

### Before, After, and Between

Observe the position of each child in the group, and answer the questions that follow.



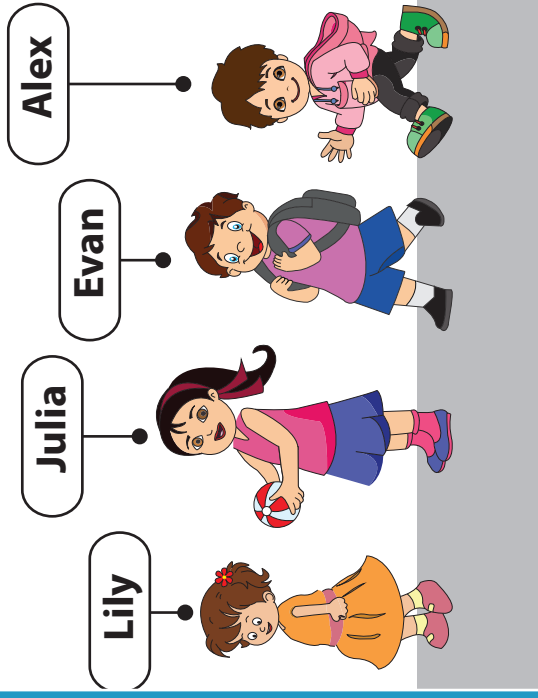
**PREVIEW**

Gain complete access to the largest collection of worksheets in all subjects!

Members, please log in to download this worksheet.

Not a member? Please sign up to gain complete access.

[www.mathworksheets4kids.com](http://www.mathworksheets4kids.com)



1) Ella is **between** Jack

2) Ava is **before** Lily.

3) Mia is **after** Ryan.

7) Ava is **after** Kylo.

8) Mia is **between** Ryan and Jack.

9) Julia is **after** Lily.

5) Jack is **before** Ella.

6) Evan is **between** Julia and Alex.