



Name : _____

Before and After

1) Check the object that is after the .



2) Check the object that is before the .



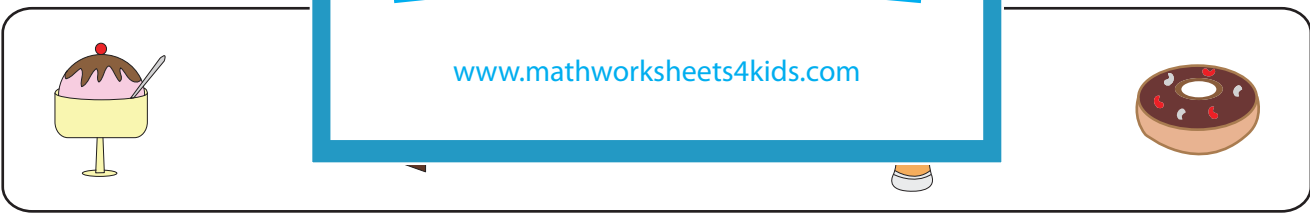
3) Check the object that is before the


Gain complete access to the largest collection of worksheets in all subjects!



4) Check the object that is before the

Members, please log in to download this worksheet.
Not a member? Please sign up to gain complete access.





5) Check the object that is after the .




Name : _____

Before and After

1) Check the object that is after the .



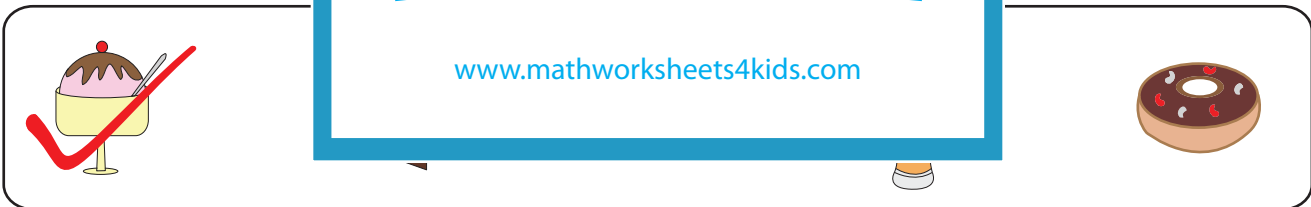
2) Check the object that is before the .




3) Check the object that is after the .



4) Check the object that is before the .



5) Check the object that is after the .



Gain complete access to the largest collection of worksheets in all subjects!

Members, please log in to download this worksheet.

Not a member? Please sign up to gain complete access.

www.mathworksheets4kids.com