


Name : _____

Beside

1) Draw a triangle beside the berry.

2) Draw a square beside the bunny.



PREVIEW

Gain complete access to the largest
collection of worksheets in all subjects!


Members, please
log in to
download this
worksheet.

Not a member?
Please sign up to
gain complete
access.

www.mathworksheets4kids.com

3) Draw a star beside the

side the owl.





Name : _____

Beside

1) Draw a triangle beside the berry.

2) Draw a square beside the bunny.



PREVIEW

Gain complete access to the largest collection of worksheets in all subjects!

Members, please log in to download this worksheet.

Not a member? Please sign up to gain complete access.

www.mathworksheets4kids.com

3) Draw a star beside the

side the owl.

